

Australian Bureau of Statistics, Causes of Death, 2023

State and territory suicide data summary

Released 10 October 2024

Contents

Notes about using statistics

Summary

Australian Capital Territory

New South Wales

Northern Territory

Queensland

South Australia

Tasmania

Victoria

Western Australia

Key terms

Support services



About this summary

- This summary was prepared by Everymind using the Australian Bureau of Statistics (ABS) Causes of Death data, released 10 October 2024. The data summary was used to support the Everymind team in the *Mindframe* briefing for media and sector and further dissemination of the data through *Life in Mind*.
- When exploring suicide data, it is important to remember that behind the numbers are individuals, families and communities impacted by suicide in Australia. By combining the knowledge in this data with other Australian data sets and the wisdom of those with lived and living experience, we will increase opportunities to reduce suicide and its impacts.
- Media and others communicating publicly about this data are reminded to be responsible and accurate. Resources to support reporting and other communication are available at mindframe.org.au/suicide and mindframe.org.au/our-words-matter-guidelines-for-language-use
- A full summary of data can be found on the *Life in Mind* portal at lifeinmind.org.au/suicide-data/australian-bureau-of-statistics/abs-causes-of-death-data-2023



Notes about using statistics

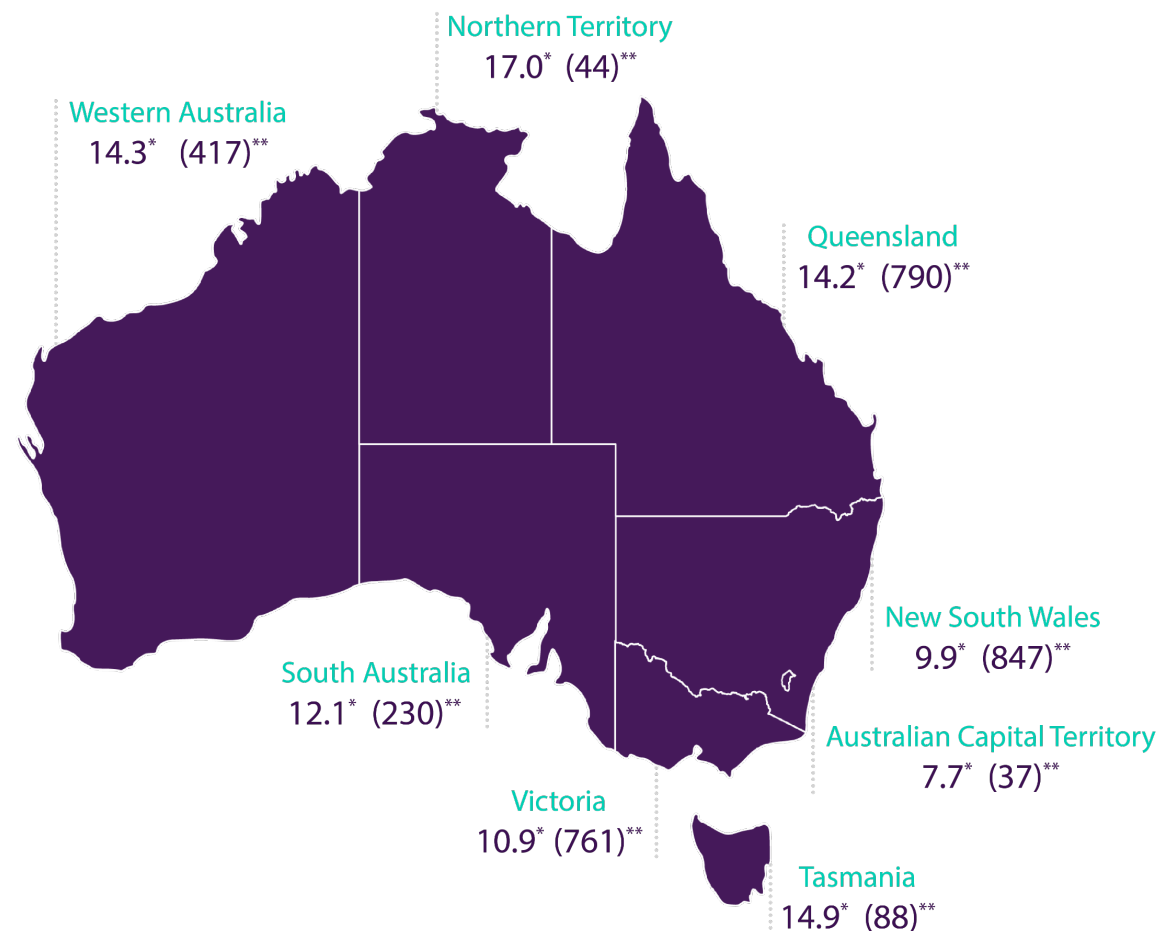
- ABS advises that care should be taken in comparing 2023 data with:
 - Previous years, as some data has been subject to quality improvement processes and some cases are yet to be resolved
 - Pre-2006 data, as this data was not subject to the revision process.
- For data from 2013 onwards, Causes of Death data is presented by the year the death was registered.
- Data for New South Wales should be considered with caution, as the state had a high number of open cases (deaths assigned to 'undetermined' or 'unspecified' codes) at the time of coding. While it is not known what additional information will be available for these cases, it is likely that the number of deaths due to suicide in New South Wales will increase when the first revision is applied to the 2023 data (due early 2025). Comparison with previous data is not currently recommended.
- Due to the relatively small population size in some states and territories, even one or two deaths can have a significant impact on state-specific age-standardised suicide rates. Therefore, comparisons across Australia must be done with caution.

This release includes 2023 preliminary data, 2022 preliminary revised data and 2021 revised data. Data for 2013 to 2020 are considered final.



State and territory summary

- Between 2022 and 2023, the suicide rate increased in Western Australia and Tasmania. The rate in Victoria and Queensland was similar to the 2022 rate. For South Australia and the Northern Territory rates appeared to decrease but the number of suicides remained similar to 2022. Comparison with previous years is not recommended for New South Wales due to the number of open cases.
- Three-quarters of people who died by suicide had a usual residence in New South Wales (846), Queensland (790) or Victoria (761).
- Australian territories recorded the highest rate of suicide (Northern Territory, 17.0 per 100,000 people) and the lowest (Australian Capital Territory, 7.7 per 100,000).



*Age-standardised rate per 100,000. **Number of deaths.

Note: 2021 data are revised; 2022 data are preliminary revised;
2023 data are preliminary.





Life in Mind

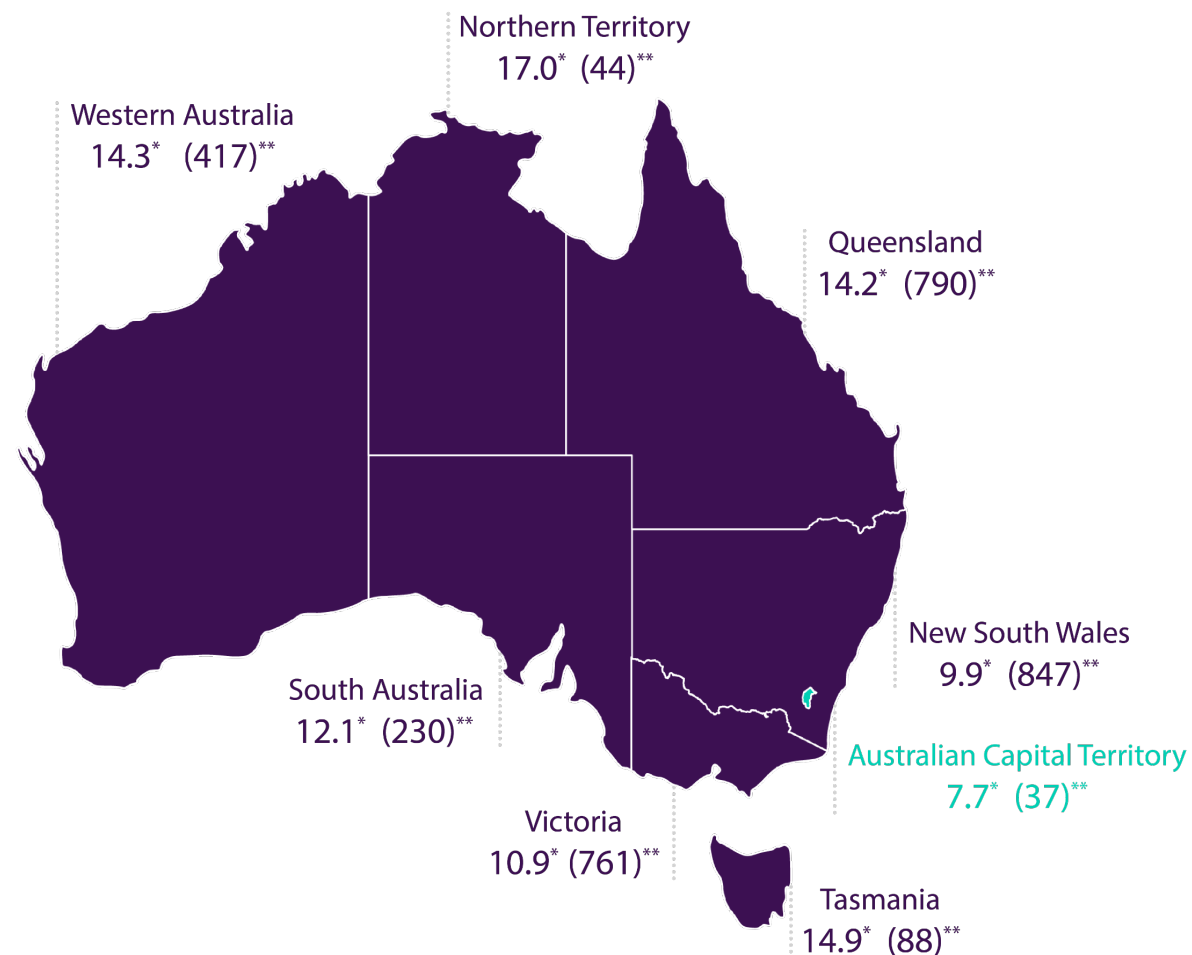
Australian Capital Territory suicide data 2023



Australian Capital Territory

Number of deaths in 2023

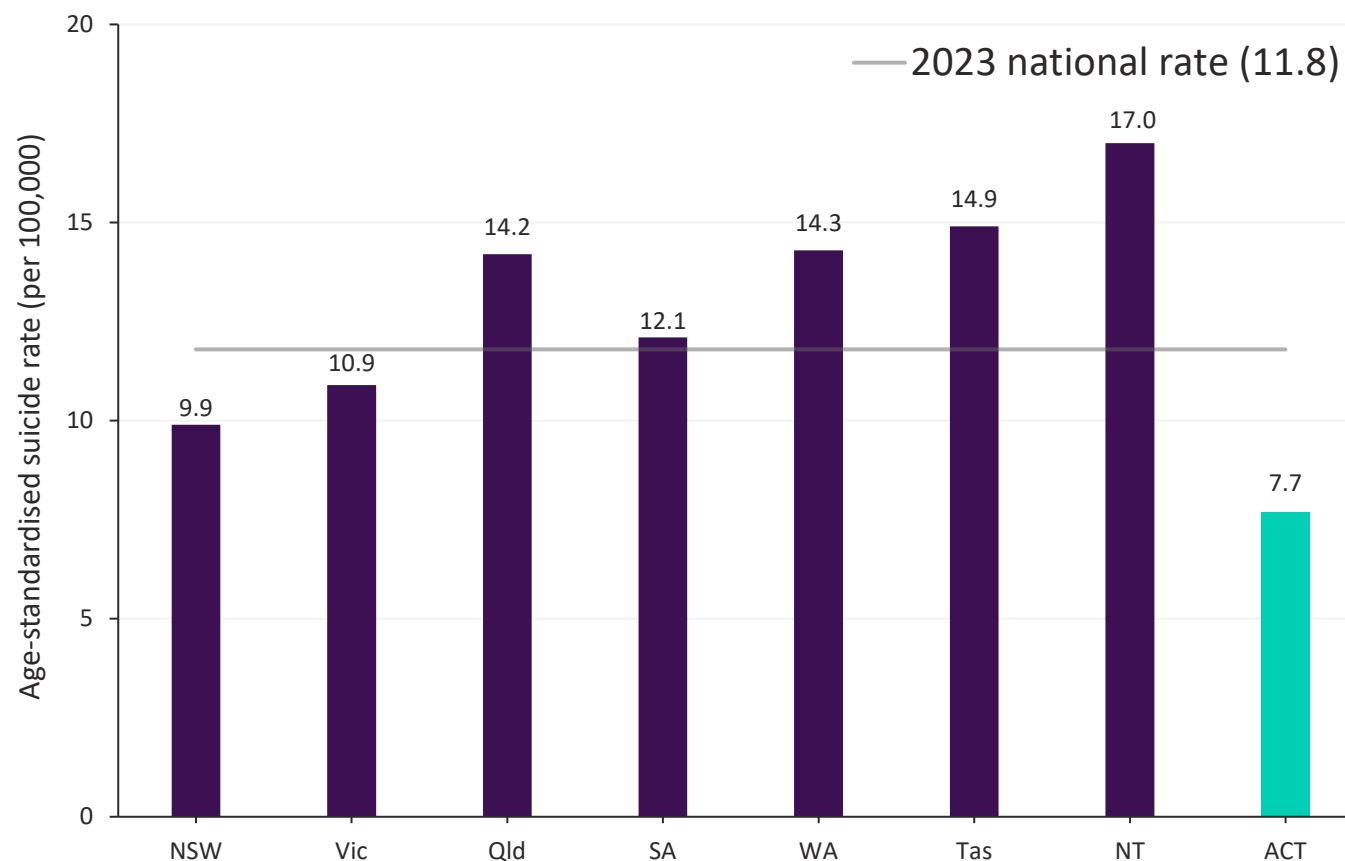
In the Australian Capital Territory, 37 people died by suicide (25 male, 12 female). This was a decrease compared to the number of deaths (55) recorded in 2022.



Australian Capital Territory

Age-standardised suicide rates, 2023

- The Australian Capital Territory recorded the nation's lowest age-standardised suicide rate (**7.7 per 100,000**).
- The age-standardised suicide rate was lower than the national age-standardised suicide rate (**11.8 per 100,000**).
- The age-standardised suicide rate for males (**10.6 per 100,000**) was lower than observed in 2022 (15.4 per 100,000).
- The age-standardised suicide rate for females is not available for publication.



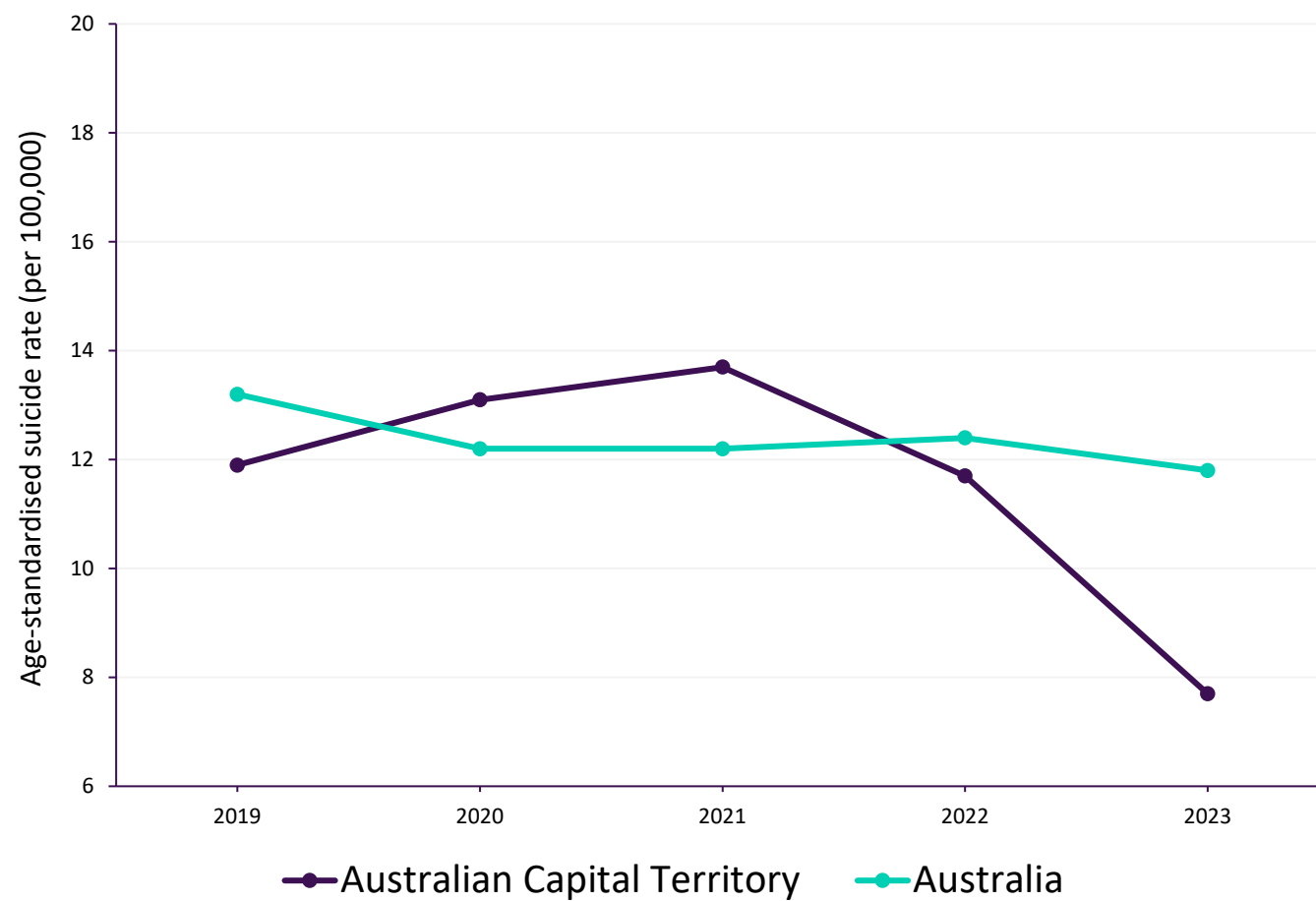
Age-standardised suicide rates for each Australian state and territory



Australian Capital Territory

Age-standardised suicide rates, 2023

The Australian Capital Territory saw a decrease in the age-standardised rate (**7.7 per 100,000**) compared to 2022 (11.7 per 100,000).



Age-standardised suicide rate by place of usual residence.





Life in Mind

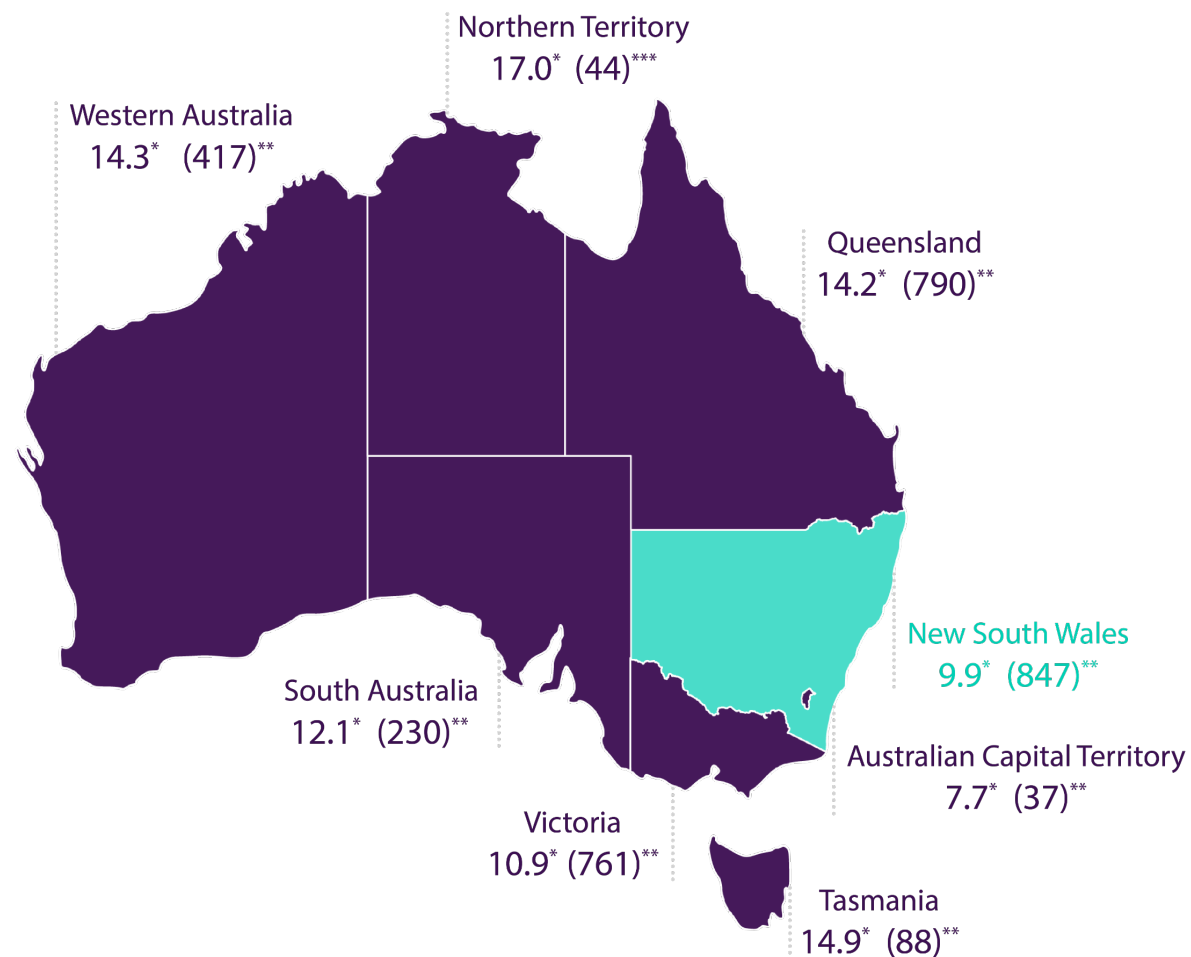
New South Wales suicide data 2023



New South Wales

Number of deaths in 2023

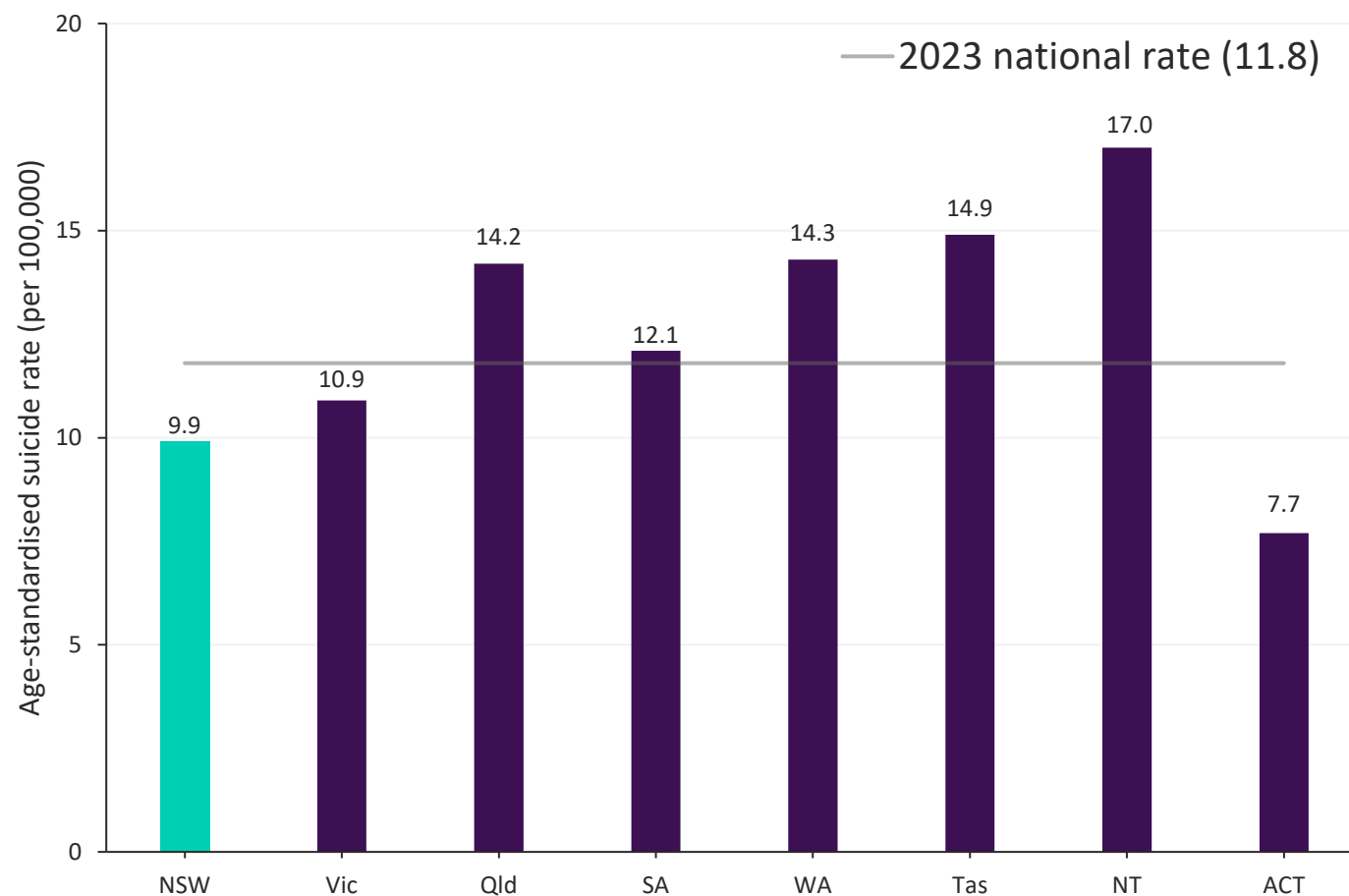
In New South Wales, **847** people died by suicide (**673** male, **174** female). Comparison with previous years is not recommended for New South Wales due to the high number of open cases.



New South Wales

Age-standardised suicide rates, 2023

- New South Wales recorded a preliminary age-standardised suicide rate (**9.9 per 100,000**).
- The preliminary age-standardised suicide rate for males was **15.8 per 100,000**.
- The age-standardised suicide rate for females was **4.1 per 100,000**.



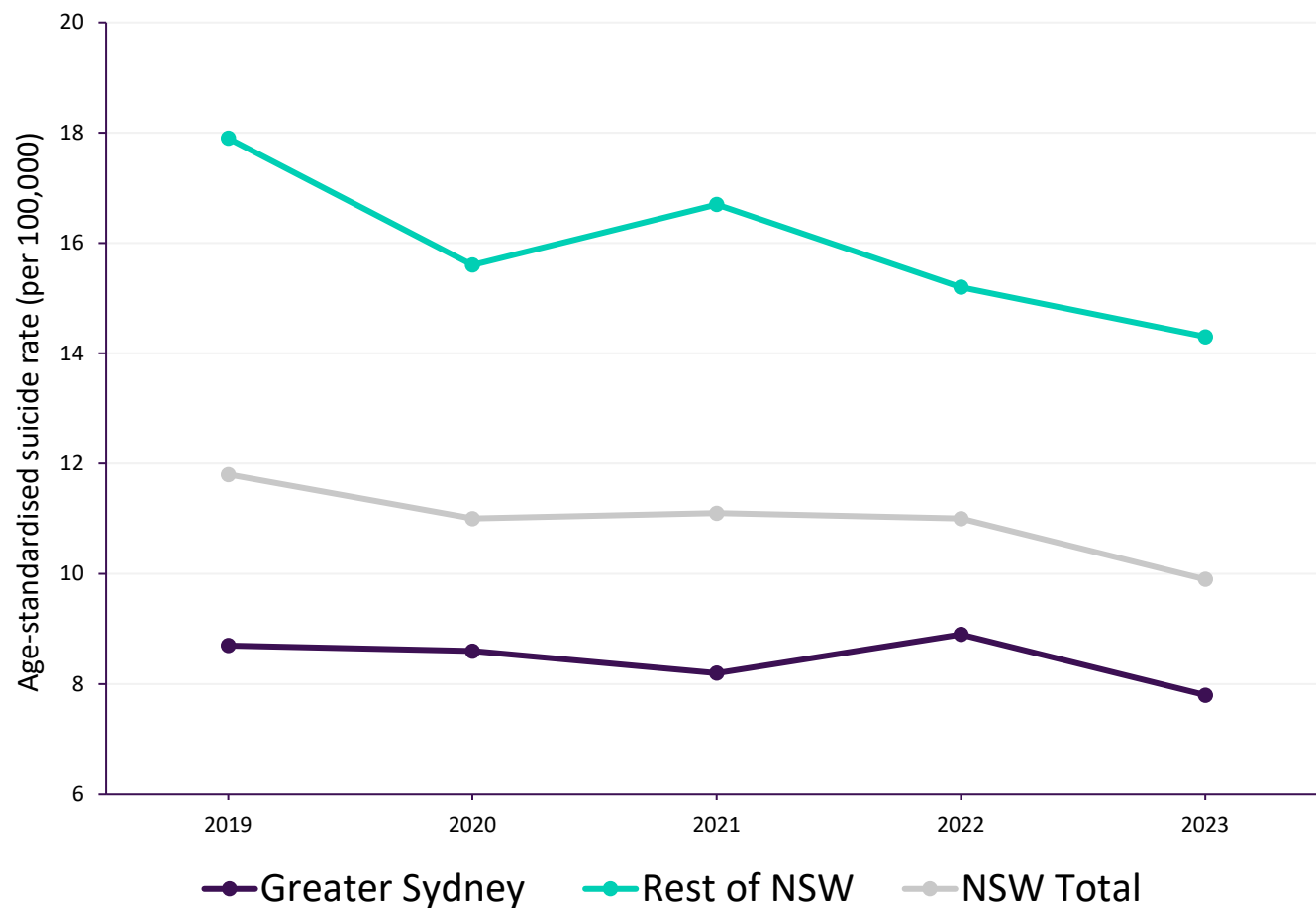
Age-standardised suicide rates for each Australian state and territory.



New South Wales

Age-standardised suicide rates, 2023

- The New South Wales suicide rate was higher in areas outside of Greater Sydney.
- A similar trend was observed across most states and territories.



Age-standardised suicide rate by place of usual residence





Life in Mind

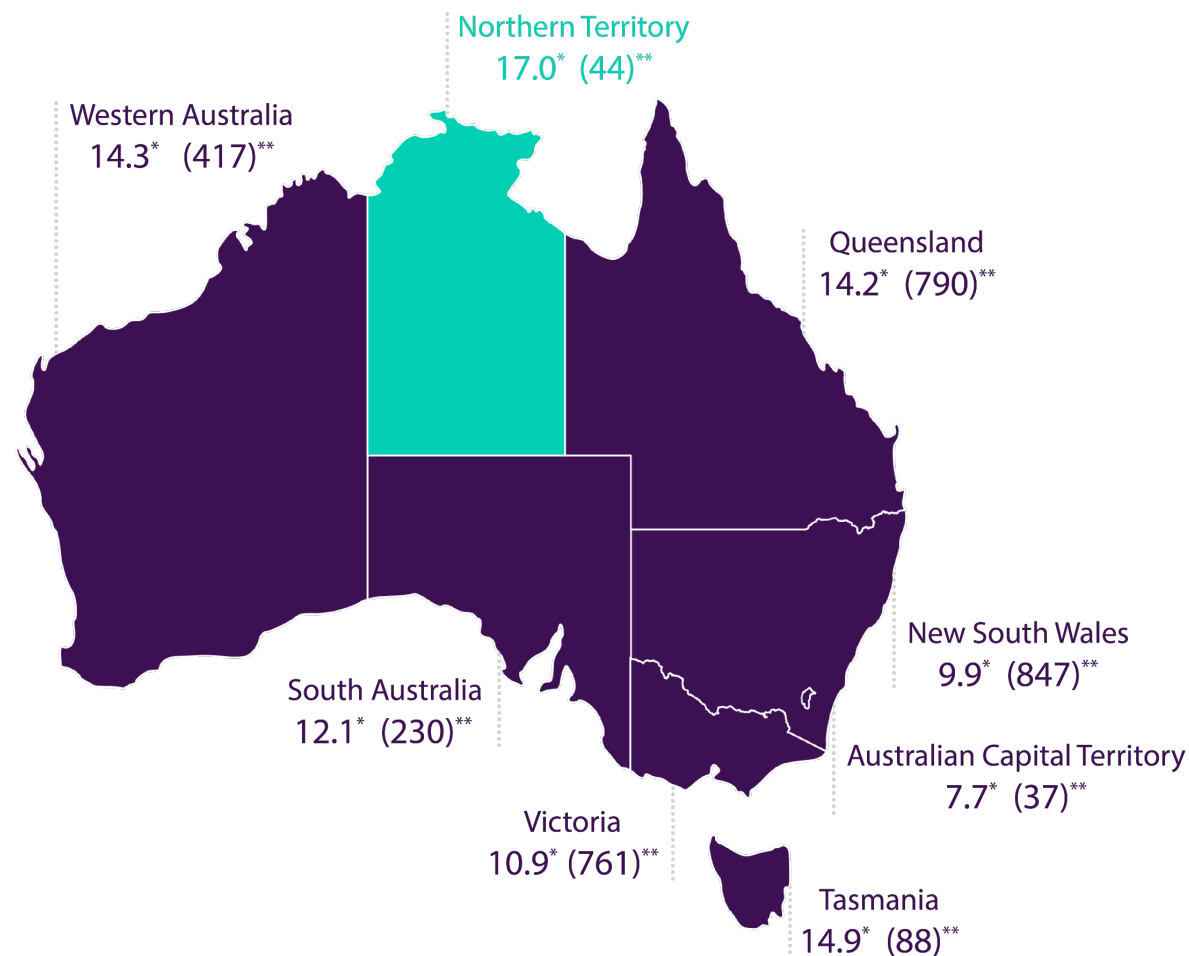
Northern Territory suicide data 2023



Northern Territory

Number of deaths in 2023

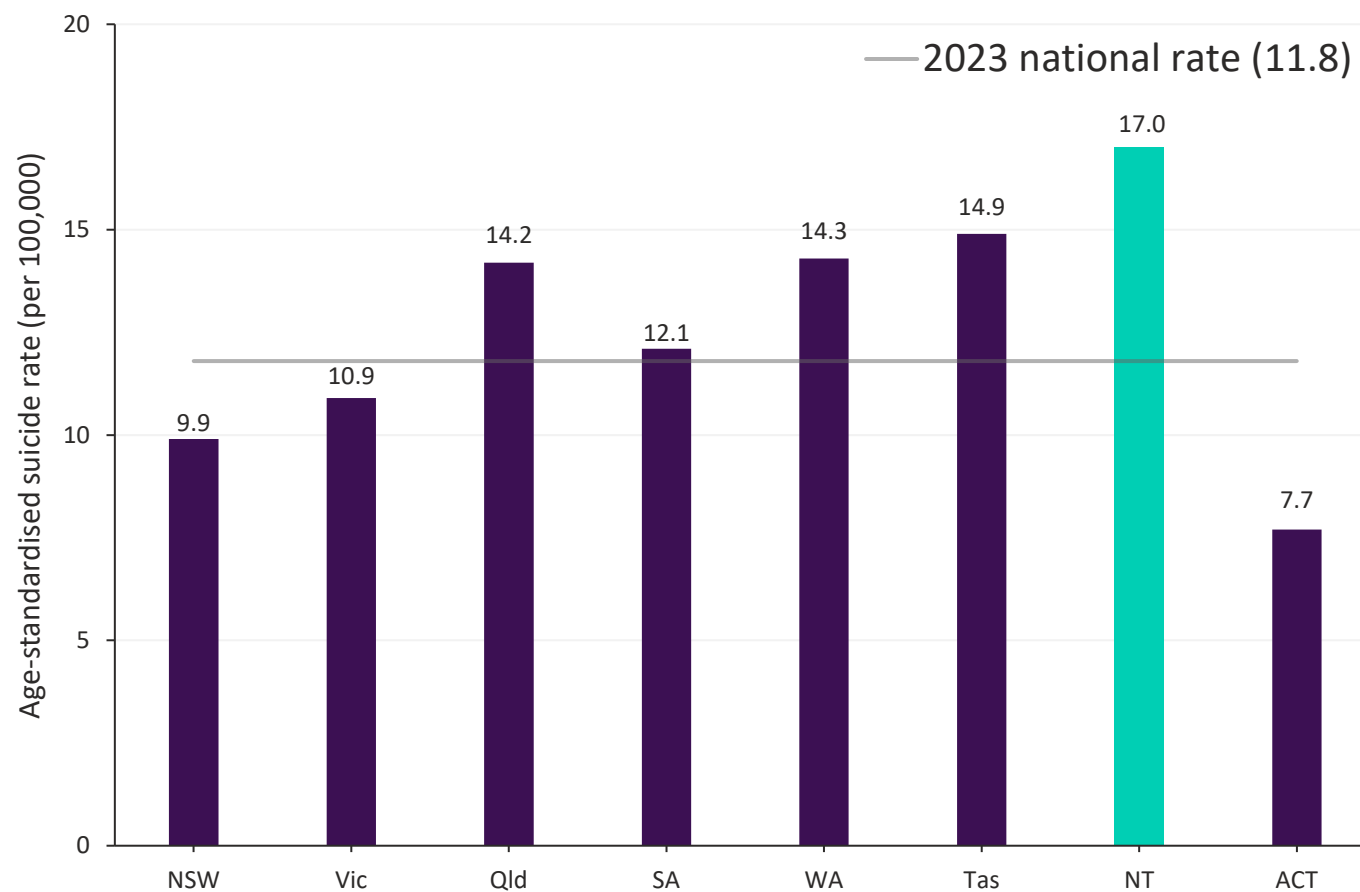
In the Northern Territory, **44** people died by suicide (**30** male, **14** female). This was a decrease compared to the 49 deaths recorded in 2022.



Northern Territory

Age-standardised suicide rates, 2023

- The Northern Territory recorded the nation's highest age-standardised suicide rate (**17.0 per 100,000**).
- The age-standardised suicide rate was higher than the national age-standardised suicide rate (**11.8 per 100,000**).
- The age-standardised suicide rate for males (**23.8 per 100,000**) decreased from the rate observed in 2022 (31.7 per 100,000).
- The age-standardised suicide rate for females is not available for publication.



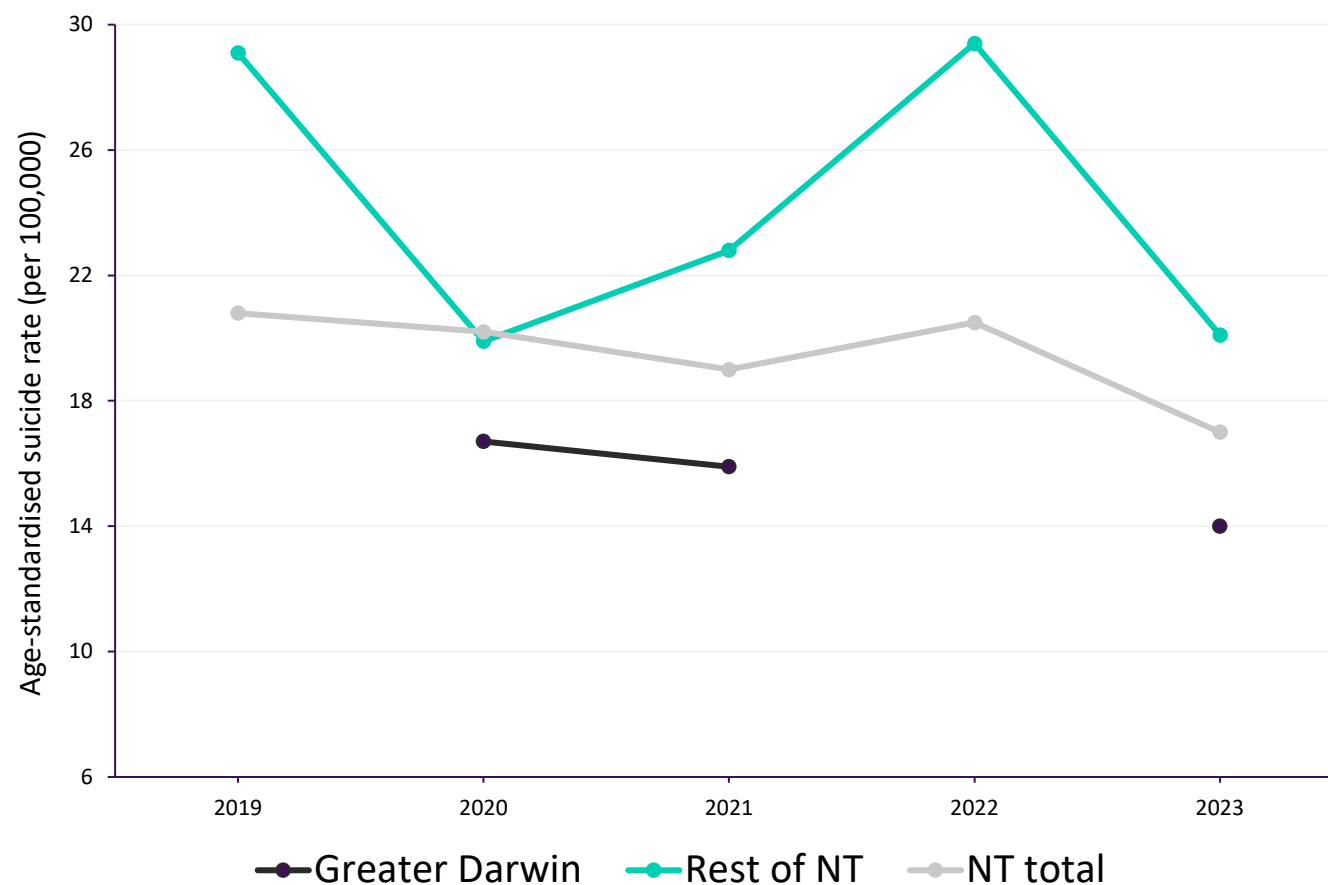
Age-standardised suicide rates for each Australian state and territory.



Northern Territory

Age-standardised suicide rates, 2023

- The suicide rate was lower in Greater Darwin compared to the rest of the Northern Territory.
- A similar trend was observed across most states and territories.
- Greater Darwin had a rate of **14.0 per 100,000**.
- The rest of the Northern Territory saw a decrease (**20.1 per 100,000**) when compared to 2022 (29.4 per 100,000).



Note: 2019 and 2022 age-standardised suicide rates for Greater Darwin are not available for publication.

Age-standardised suicide rate by place of usual residence





Life in Mind

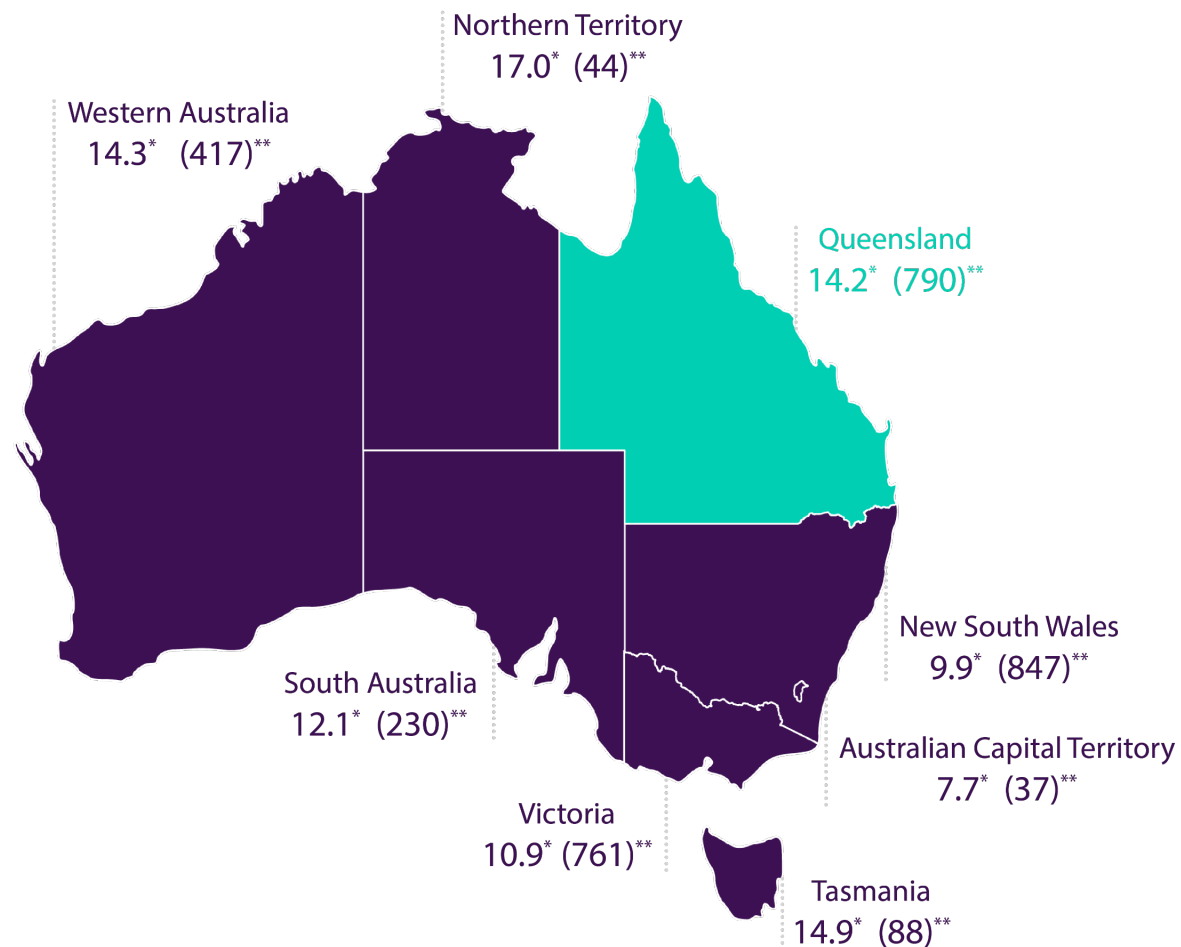
Queensland suicide data 2023



Queensland

Number of deaths in 2023

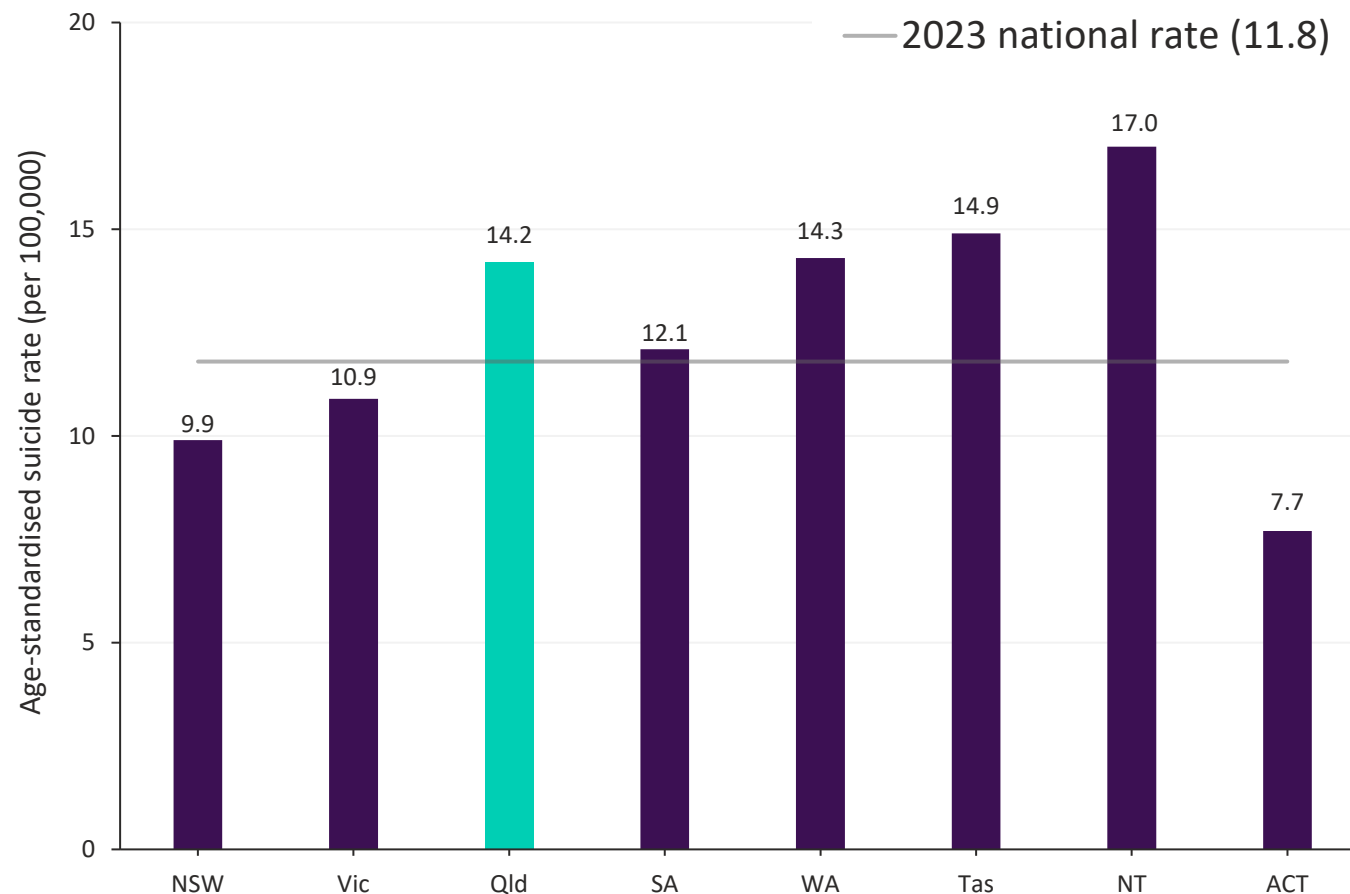
In Queensland, **790** people died by suicide (**587** male, **203** female). This was a small increase from the 784 recorded in 2022.



Queensland

Age-standardised suicide rates, 2023

- Queensland recorded the Nation's fourth highest age-standardised suicide rate (**14.2 per 100,000**).
- The age-standardised suicide rate was higher than the national age-standardised suicide rate (**11.8 per 100,000**).
- The age-standardised suicide rate for males (**21.5 per 100,000**) was lower than the rate observed in 2022 (22.7 per 100,000).
- The age-standardised suicide rate for females (**7.3 per 100,000**) was higher than the rate observed in 2022 (6.8 per 100,000).



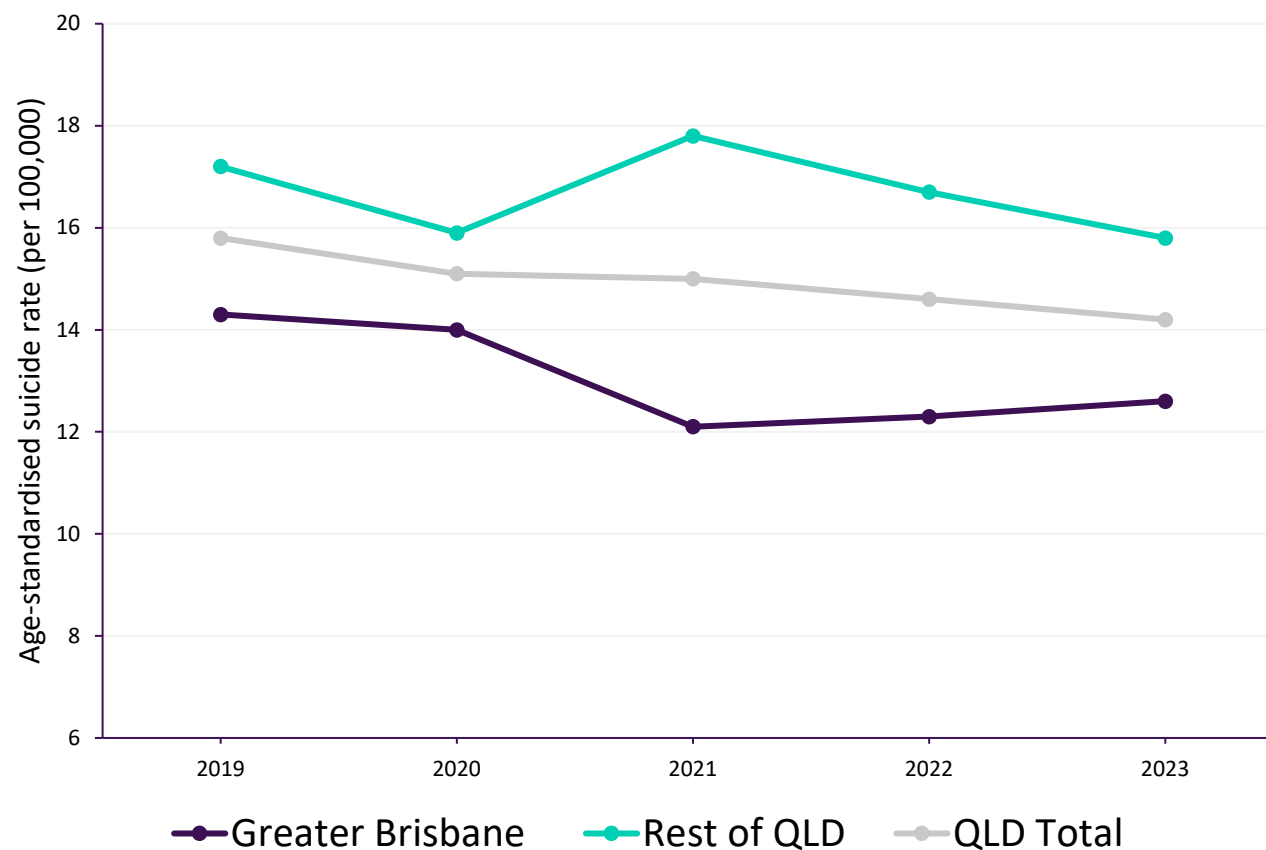
Age-standardised suicide rates for each Australian state and territory.



Queensland

Age-standardised suicide rates, 2023

- The suicide rate was lower in Greater Brisbane compared to the rest of Queensland.
- A similar trend was observed across most states and territories.
- Greater Brisbane had a slight increase in the age-standardised rate (**12.6 per 100,000**) when compared to 2022 (12.3 per 100,000).
- The rest of Queensland saw a decrease in the age-standardised rate (**15.8 per 100,000**) compared to 2022 (16.7 per 100,000).



Age-standardised suicide rate by place of usual residence





Life in Mind

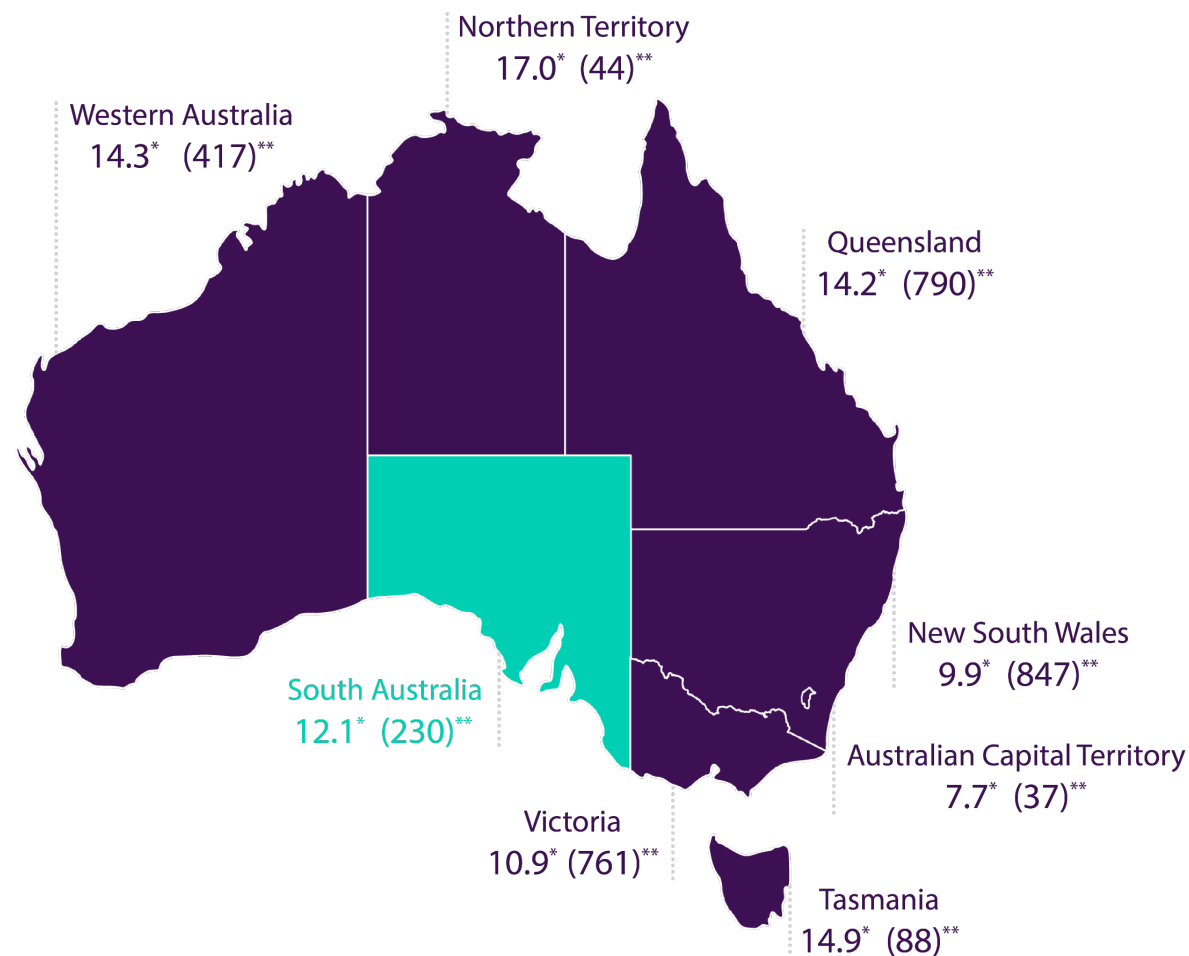
South Australia suicide data 2023



South Australia

Number of deaths in 2023

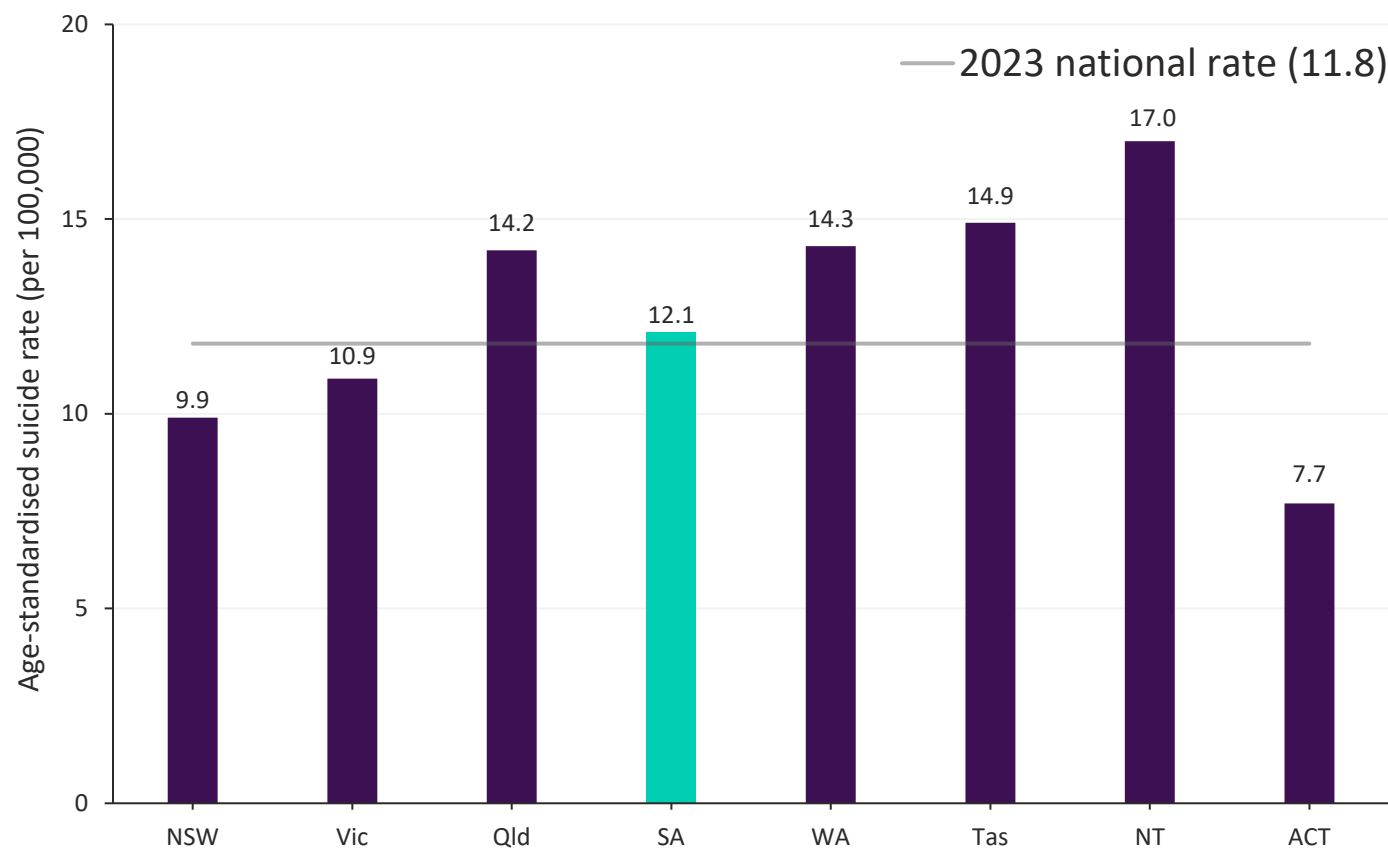
In South Australia, **230** people died by suicide (**171** male, **59** female). This was a decrease from the 242 recorded in 2022.



South Australia

Age-standardised suicide rates, 2023

- South Australia recorded the nation's fourth lowest age-standardised suicide rate (**12.1 per 100,000**).
- The age-standardised suicide rate was higher than the national age-standardised suicide rate (**11.8 per 100,000**).
- The age-standardised suicide rate for males (**18.4 per 100,000**) was lower than the rate observed in 2022 (19.7 per 100,000).
- The age-standardised suicide rate for females (**5.9 per 100,000**) was lower than the rate observed in 2022 (7.0 per 100,000).



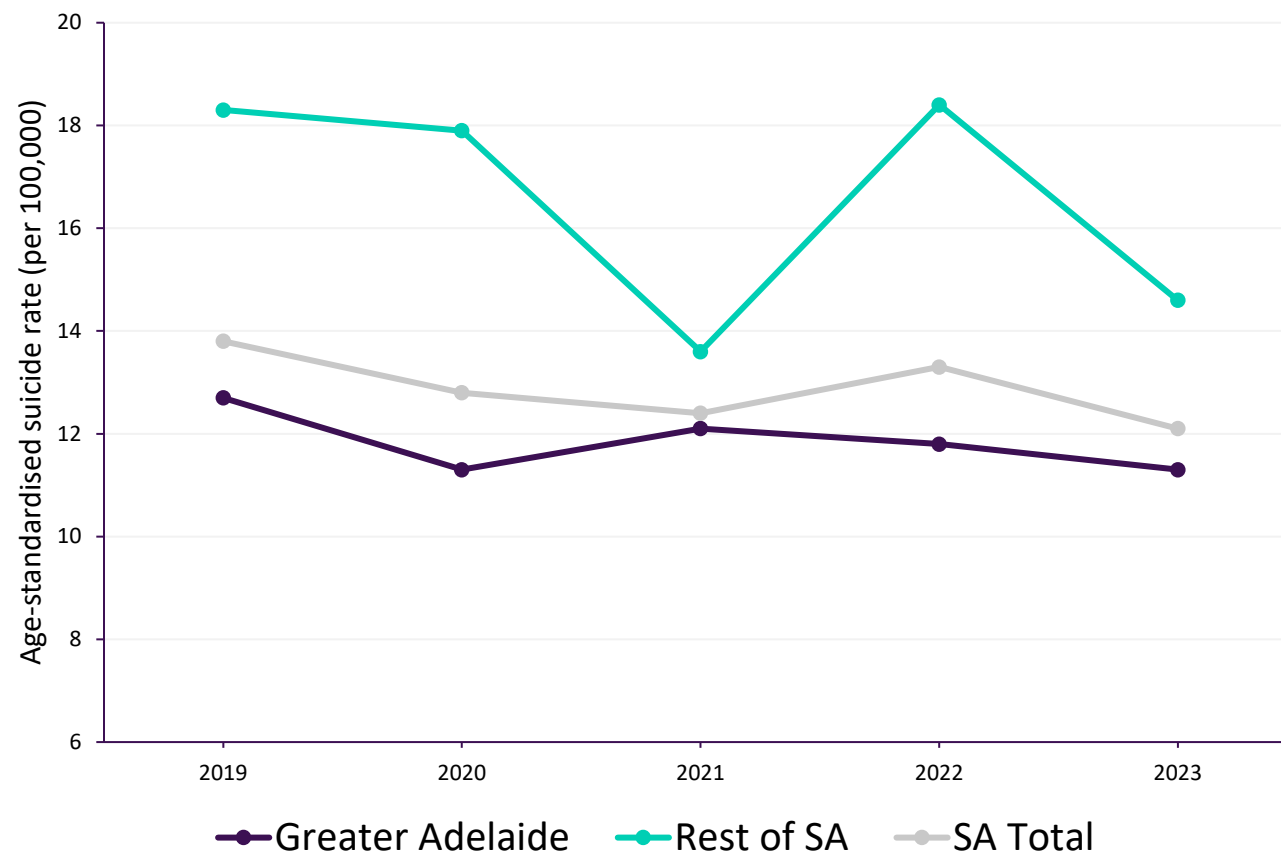
Age-standardised suicide rates for each Australian state and territory.



South Australia

Age-standardised suicide rates, 2023

- Greater Adelaide had a lower suicide rate when compared to the rest of South Australia.
- A similar trend was observed across most states and territories.
- Greater Adelaide had a decrease in the age-standardised rate (**11.3 per 100,000**) when compared to 2022 (11.8 per 100,000).
- The rest of South Australia saw a decrease in the age-standardised rate (**14.6 per 100,000**) from 2022 (18.4 per 100,000).



Age-standardised suicide rate by place of usual residence





Life in Mind

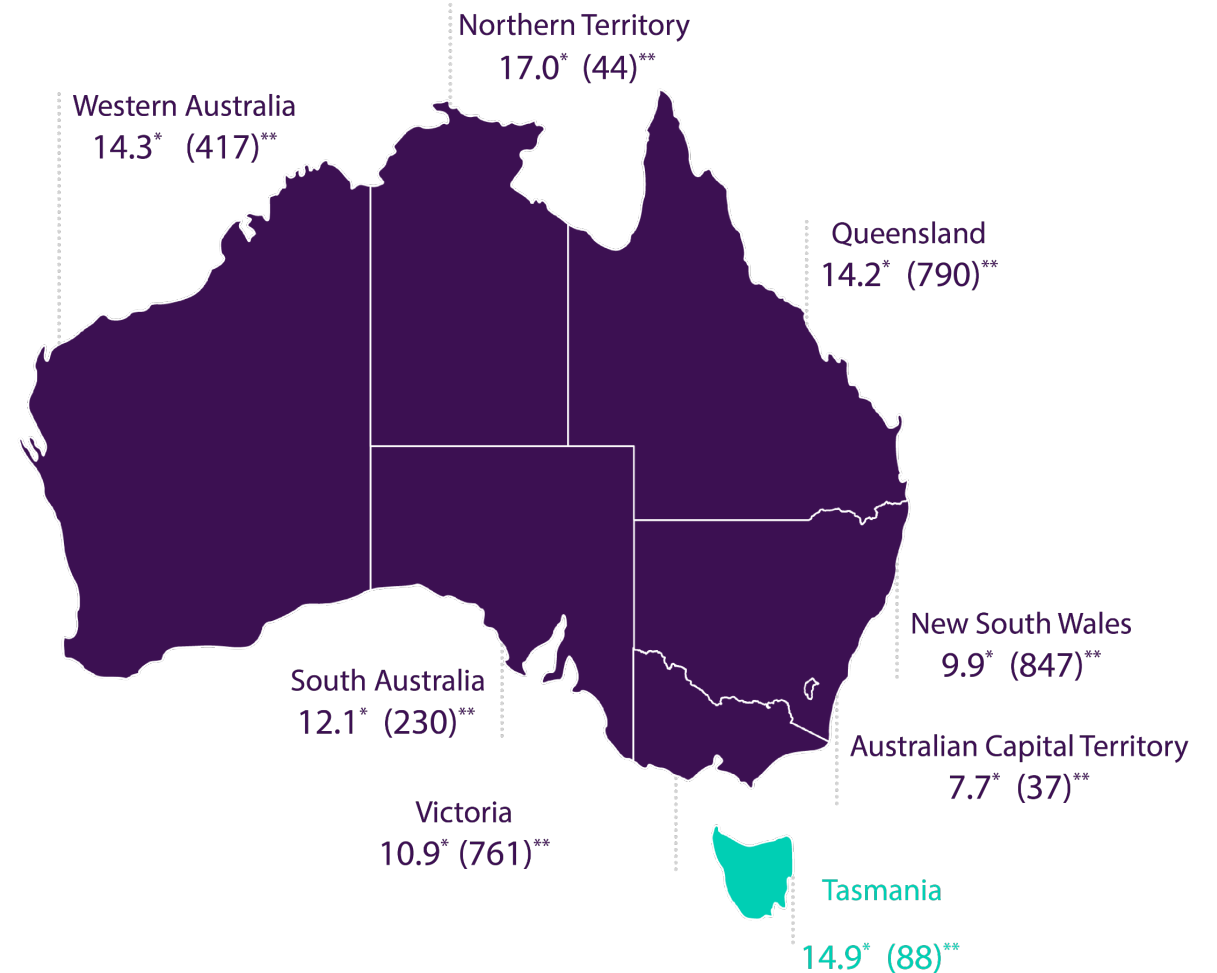
Tasmania suicide data 2023



Tasmania

Number of deaths in 2023

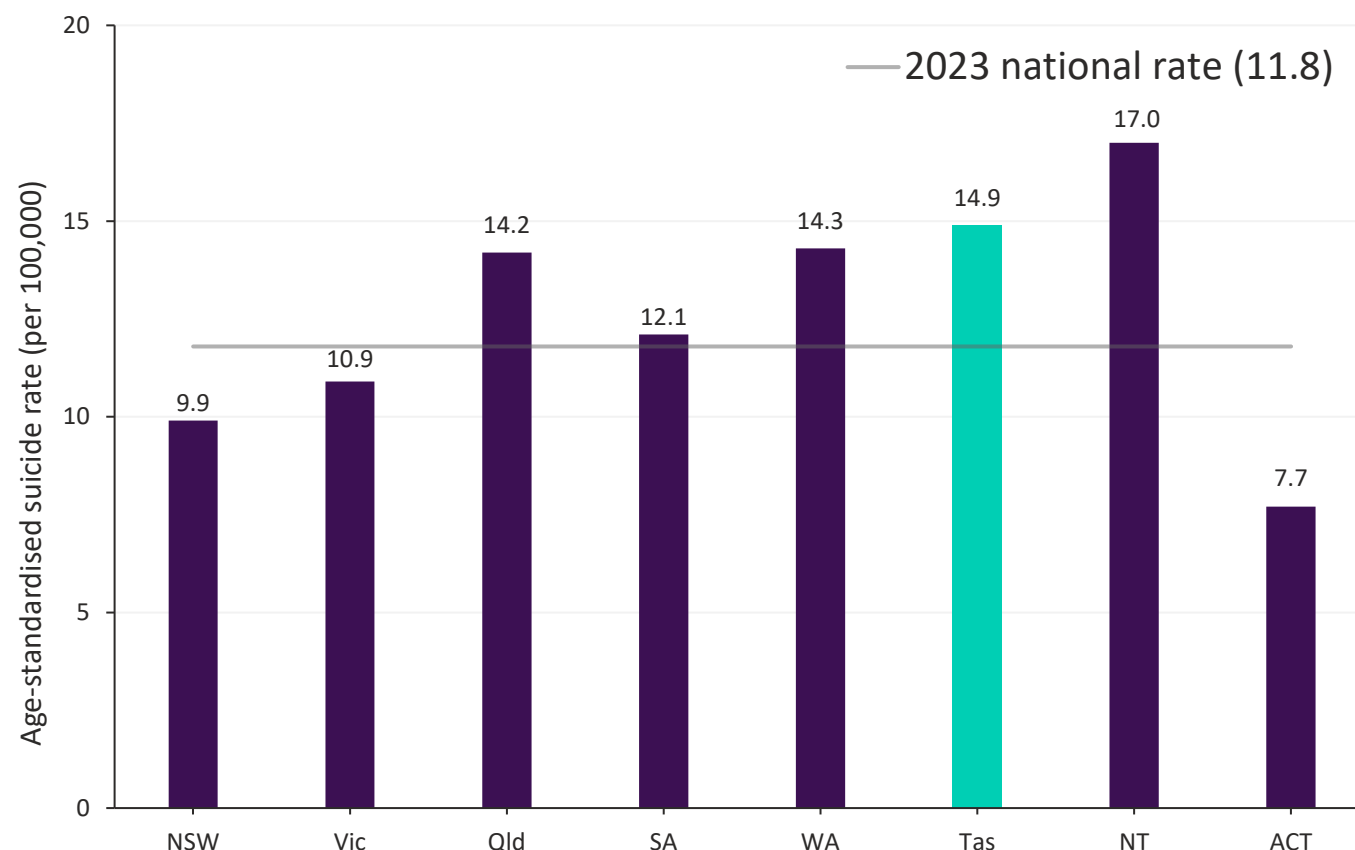
In Tasmania, **88** people died by suicide (**66** male, **22** female). This was a similar number to the 89 recorded in 2022.



Tasmania

Age-standardised suicide rates, 2023

- Tasmania recorded the nation's second highest age-standardised suicide rate (**14.9 per 100,000**).
- The age-standardised suicide rate was higher than the national age-standardised suicide rate (**11.8 per 100,000**).
- The age-standardised suicide rate for males (**22.9 per 100,000**) was slightly higher than the rate observed in 2022 (22.8 per 100,000).
- The age-standardised suicide rate for females (**7.3 per 100,000**) was higher than the rate observed in 2022 (6.9 per 100,000).



Age-standardised suicide rates for each Australian state and territory.



Tasmania

Age-standardised suicide rates, 2023

- The suicide rate was higher in Greater Hobart when compared to the rest of Tasmania.
- This is different to all other states and territories.
- Greater Hobart had a slight decrease in the age-standardised rate (**16.5 per 100,000**) compared to 2022 (16.6 per 100,000).
- The rest of Tasmania saw an increase in the age-standardised rate (**13.4 per 100,000**) from 2022 (13.0 per 100,000).



Age-standardised suicide rate by place of usual residence





Life in Mind

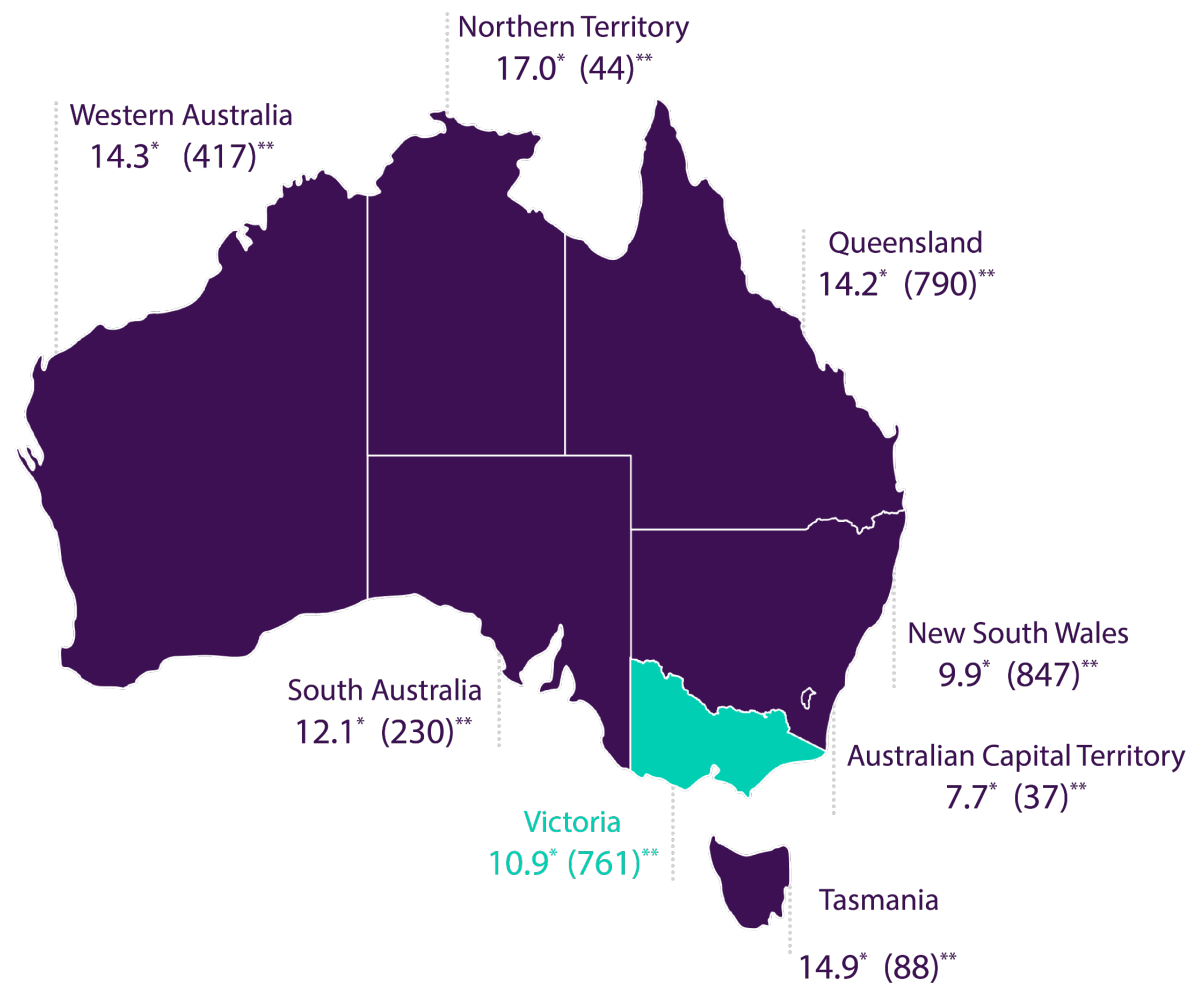
Victoria suicide data 2023



Victoria

Number of deaths in 2023

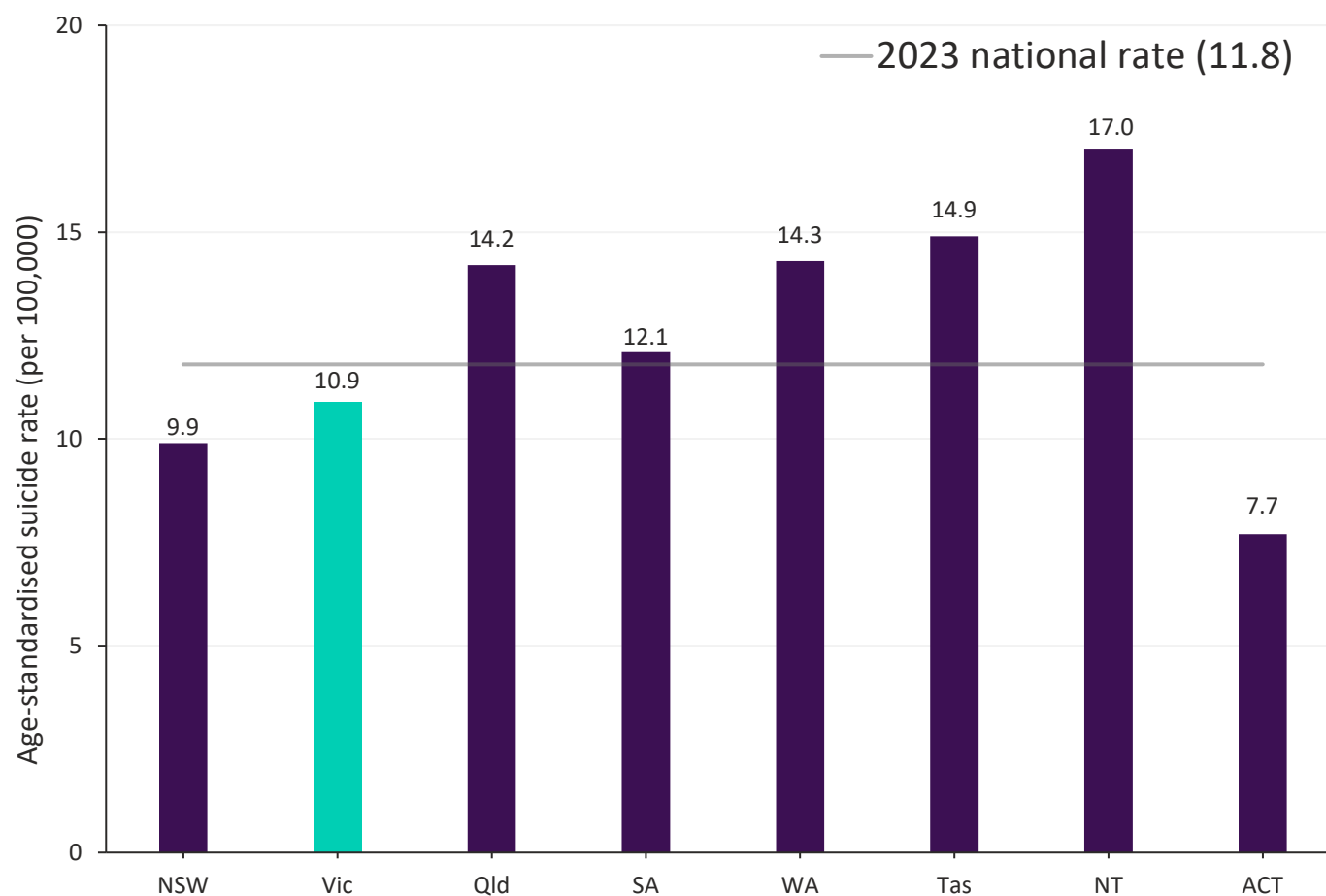
In Victoria, **761** people died by suicide (**556** male, **205** female). This was an increase from the 755 deaths recorded in 2022.



Victoria

Age-standardised suicide rates, 2023

- Victoria recorded the nation's third lowest age-standardised suicide rate (**10.9 per 100,000**).
- The age-standardised suicide rate was lower than the national age-standardised suicide rate (**11.8 per 100,000**).
- The age-standardised suicide rate for males (**16.1 per 100,000**) was lower than the rate observed in 2022 (16.8 per 100,000).
- The age-standardised suicide rate for females (**5.8 per 100,000**) was slightly higher than the rate observed in 2022 (5.7 per 100,000).



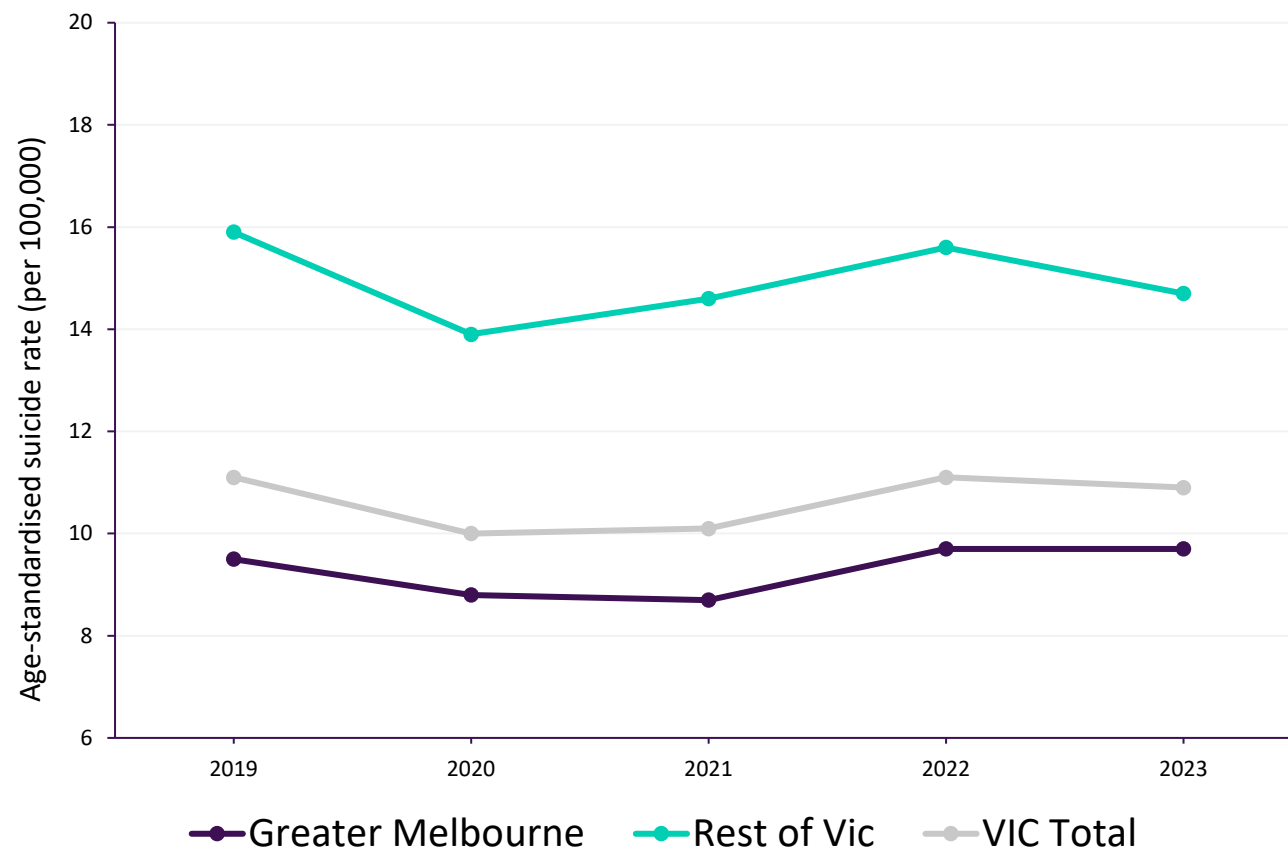
Age-standardised suicide rates for each Australian state and territory.



Victoria

Age-standardised suicide rates, 2023

- The suicide rate was lower in Greater Melbourne when compared to the rest of Victoria.
- A similar trend was observed across most states and territories.
- The age-standardised rate in Greater Melbourne stayed the same (**9.7 per 100,000**) from 2022 (9.7 per 100,000).
- The rest of Victoria recorded a decrease in the age-standardised rate (**14.7 per 100,000**) when compared to 2022 (15.6 per 100,000).



Age-standardised suicide rate by place of usual residence





Life in Mind

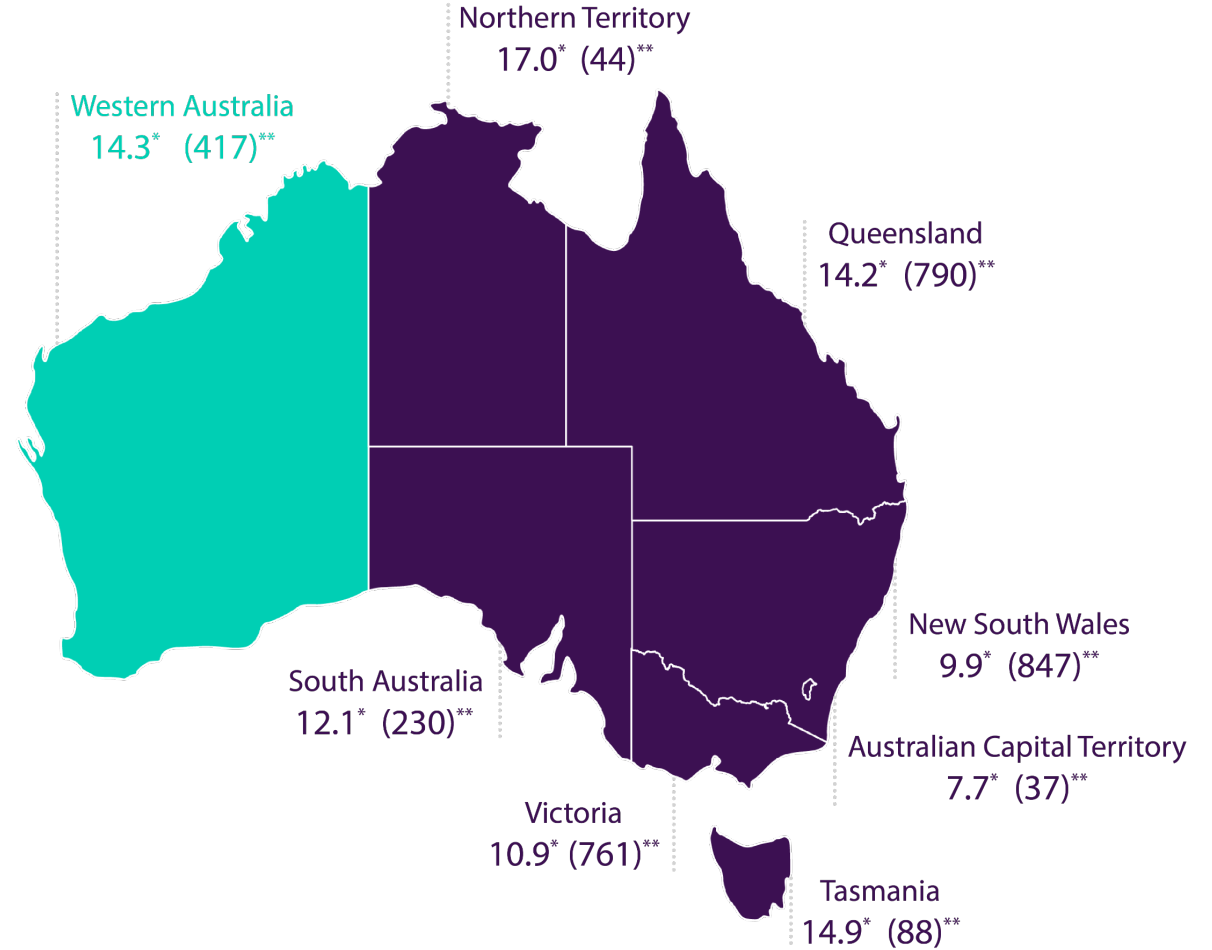
Western Australia suicide data 2023



Western Australia

Number of deaths in 2023

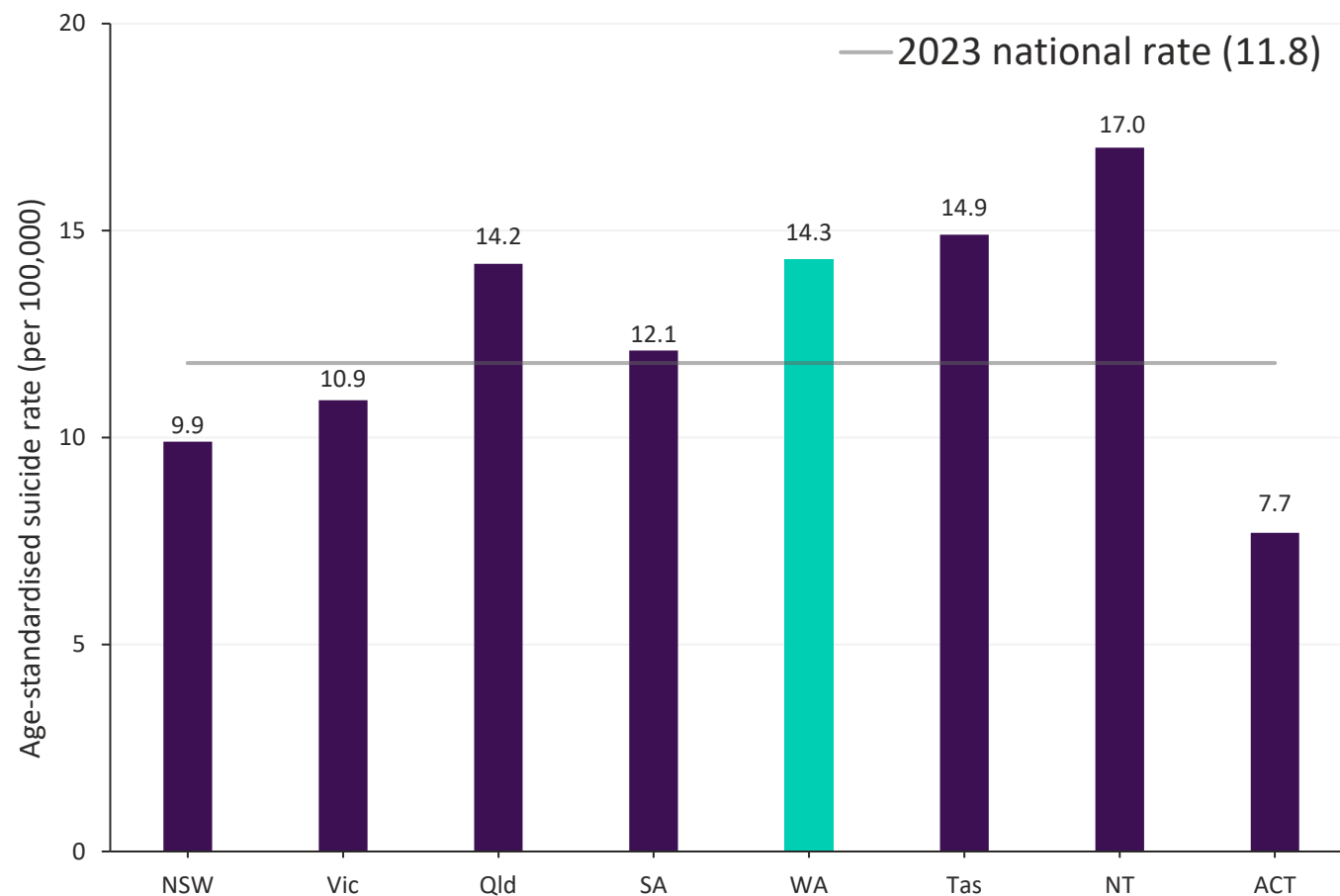
In Western Australia, **417** people died by suicide (**311** male, **106** female). This was an increase from the 385 recorded in 2022.



Western Australia

Age-standardised suicide rates, 2023

- Western Australia recorded the nation's third highest age-standardised suicide rate (**14.3 per 100,000**).
- The age-standardised suicide rate was higher than the national age-standardised suicide rate (**11.8 per 100,000**).
- The age-standardised suicide rate for males (**21.4 per 100,000**) was higher than the rate observed in 2022 (20.3 per 100,000).
- The age-standardised suicide rate for females (**7.4 per 100,000**) was higher than the rate observed in 2022 (7.1 per 100,000).



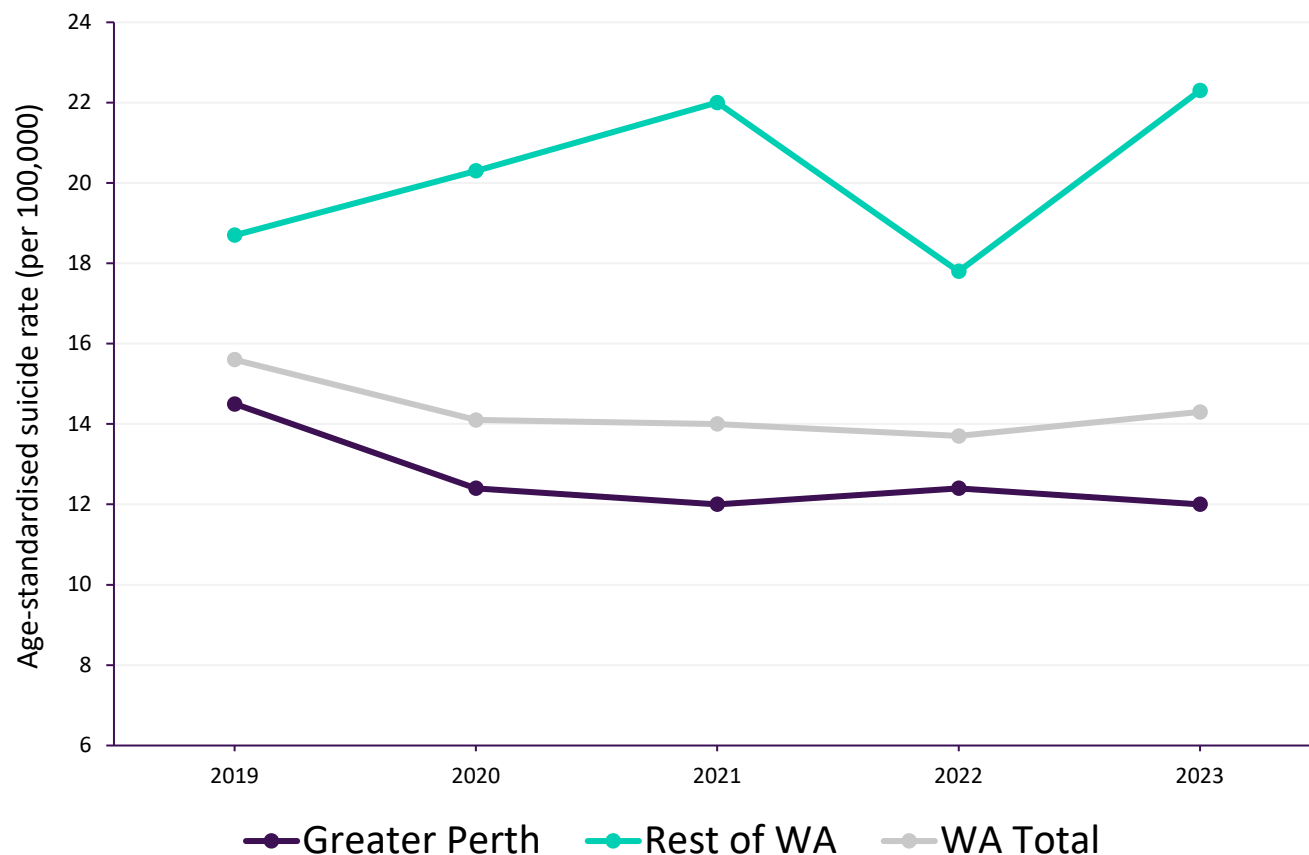
Age-standardised suicide rates for each Australian state and territory.



Western Australia

Age-standardised suicide rates, 2023

- Greater Perth had a lower suicide rate when compared to the rest of Western Australia.
- A similar trend was observed across most states and territories.
- Greater Perth had a decrease in the age-standardised rate (**12.0 per 100,000**) compared to 2022 (12.4 per 100,000).
- The rest of Western Australia saw an increase (**22.3 per 100,000**) from 2022 (17.8 per 100,000).



Age-standardised suicide rate by place of usual residence



Key terms

Throughout this summary, **rates** are used to describe patterns and trends in the data. Alongside the number of suicide deaths, they help us to better understand and compare suicidal behaviours in different groups and over time.

Crude rates

A crude rate is the number of deaths divided by the population times 100,000.

$$\left(\frac{\text{Number of suicide deaths}}{\text{Number of people in the population}} \right) \times 100,000$$

Crude rates do not account for population differences, such as proportions of people of different ages ('age structures'), when comparing different groups.

Age-specific rates

Age-specific rates are used to measure how many deaths occurred in a specific age group.

This is calculated by dividing the number of suicide deaths in a particular age group by the total number of people in the specific age group.

$$\left(\frac{\text{Number of suicide deaths in age group}}{\text{Number of people in the population age group}} \right) \times 100,000$$

Age-standardised rates

Age-standardised rates use a formula to calculate a rate that reflects a 'standard' age structure of the population. This is useful to be able to make fairer comparisons between groups or populations over time.

It is best to use age-standardised rates when comparing populations with different age groups for example, male and female if possible.



Support services

Lifeline

13 11 14 | Text 24/7 0477 13 11 14 | lifeline.org.au

13YARN

13 92 76 | 13yarn.org.au

Aboriginal and Torres Strait Islander service 24/7

Suicide Call Back Service

1300 659 467 | suicidecallbackservice.org.au

Beyond Blue

1300 224 636 | forums.beyondblue.org.au

StandBy Support After Suicide

1300 727 247 | standbysupport.com.au

QLife

1800 184 527 | qlife.org.au

LGBTIQ+ service available 3pm - midnight

MensLine Australia

1300 789 978 | mensline.org.au

Youth

Kids Helpline 1800 551 800 | kidshelpline.com.au

headspace 1800 650 890 | headspace.org.au

ReachOut reachout.com.au

Other resources

Head to Health national mental health website
headtohealth.gov.au

SANE online forums

saneforums.org | 1800 187 236 (10am-10pm)

Embrace Multicultural Mental Health

embracementalhealth.org.au

National Alcohol and other Drug Hotline

1800 250 185

National Gambling Helpline

1800 858 858 | gamblinghelponline.org.au





Life in Mind

Life in Mind is a knowledge exchange portal providing translated evidence, policy, data and resources in suicide prevention, and host of the *National communications charter (the Charter)*.

Life in Mind Life connects those working directly and indirectly in suicide prevention to evidence, information and resources to promote best practice in suicide prevention. Additionally, *Life in Mind* links communities and the sector to help-seeking information, connecting them to the support they need.

lifeinmind.org.au