



Life in Mind

Australian states and territories: Suicide data 2021

(Australian Bureau of Statistics,
Causes of Death, 2021)

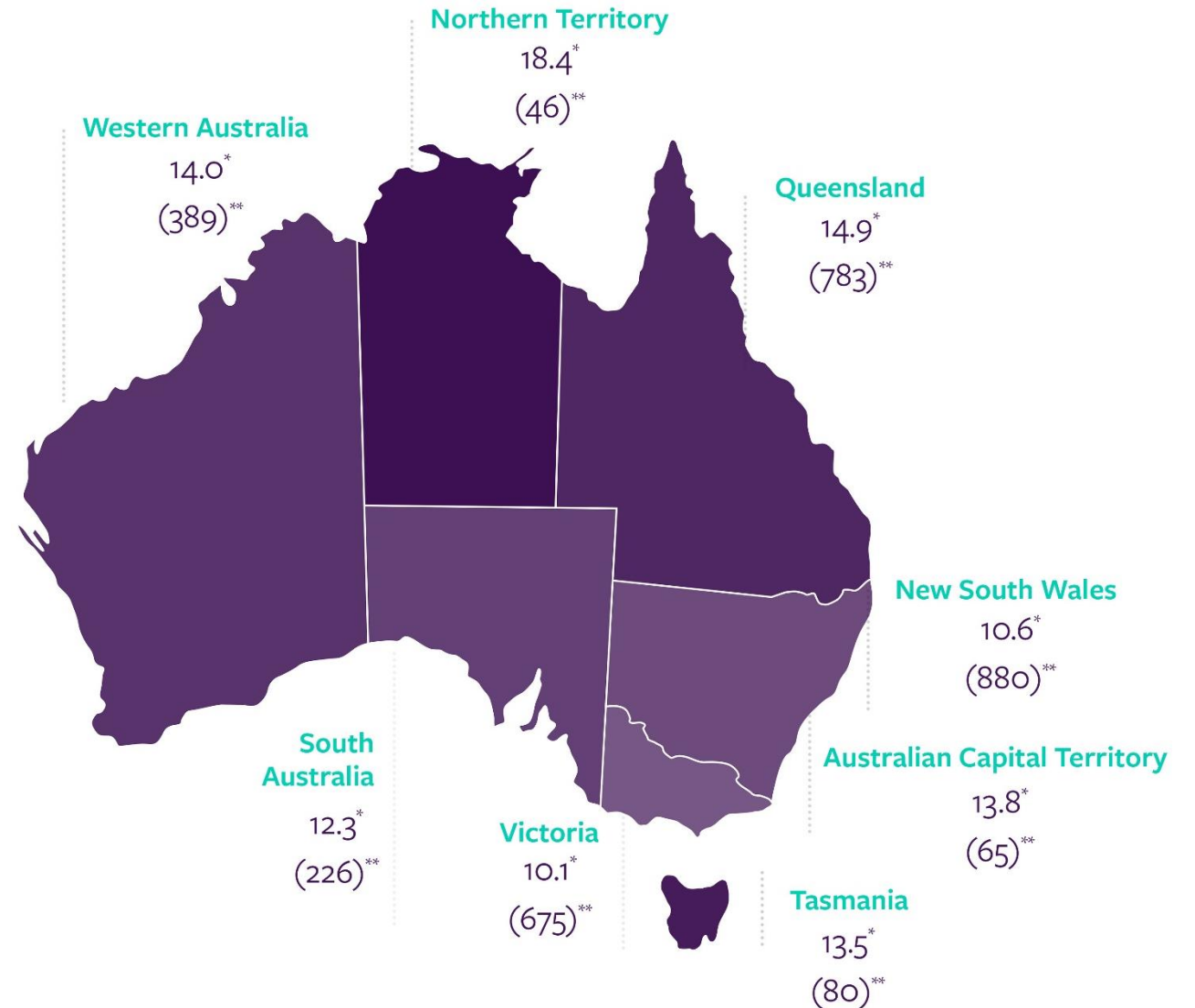
Released 19 October 2022

An  EVERYMIND program



State and territory summary

- Between 2020 and 2021, all states except Queensland and the Australian Capital Territory had a decrease in the age-standardised suicide rate. New South Wales and Western Australia remained the same.
- Almost three-quarters of people who died by suicide had a usual residence of New South Wales (880), Victoria (675) or Queensland 783).
- Northern Territory had the lowest number of people who died by suicide (46) but also recorded the highest rate of suicide* (18.4 per 100,000 people).



*Age-standardised rate per 100,000. **Number of deaths.





Life in Mind

Australian Capital Territory suicide data 2021

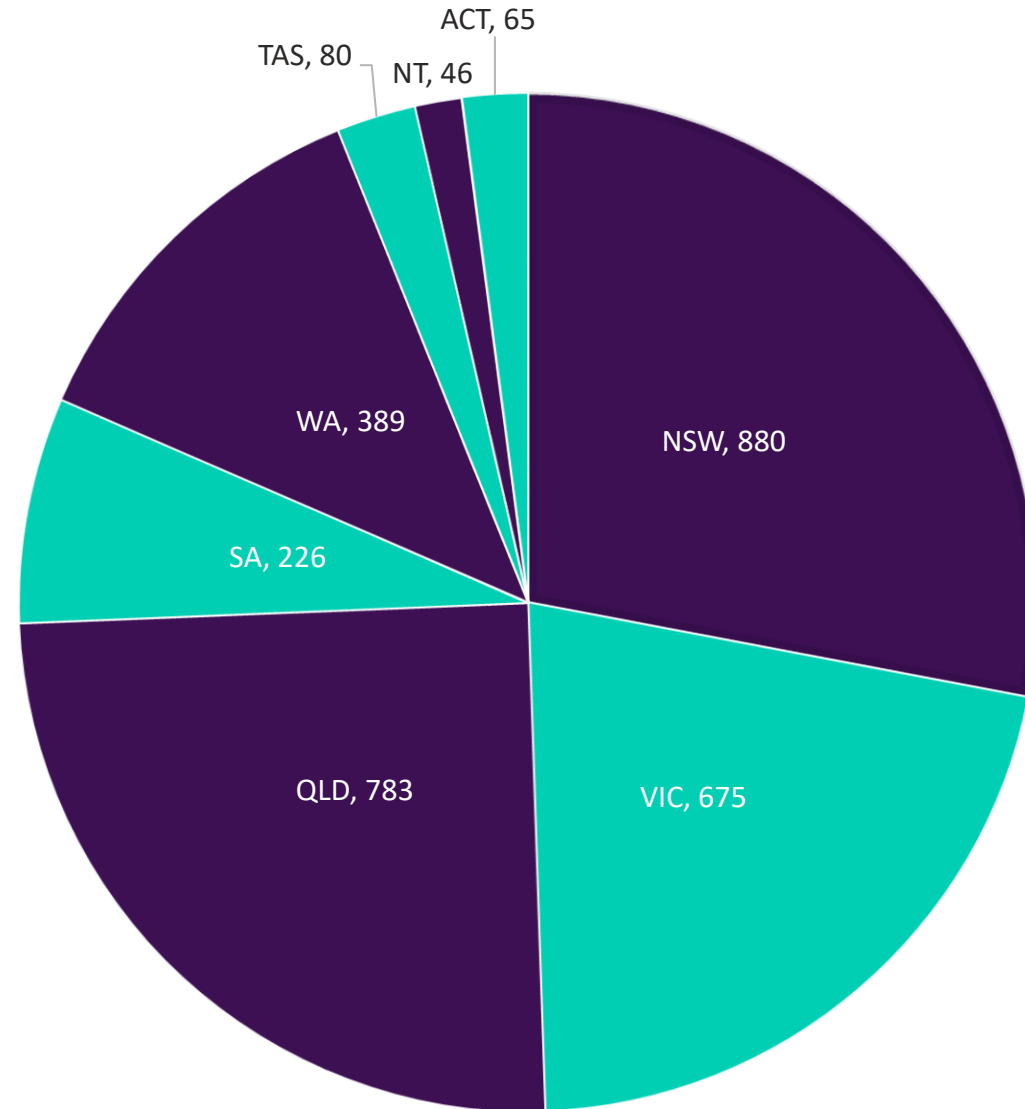
(ABS, 2022)



Number of deaths

Australian Capital Territory in 2021*

In the Australian Capital Territory, 65 people died by suicide (49 male, 16 female). This was an increase on the 57 deaths recorded in 2020.



* State and territory of usual residence.

Figure 1 : Number of suicide deaths by Australian state and territory.



Age-standardised suicide rate

Australian Capital Territory in 2021*

The Australian Capital Territory recorded the nation's fourth highest age-standardized suicide rate

(13.8 per 100,000).

The age-standardised suicide rate was higher than the national age-standardised suicide rate **(12.0 per 100,000).**

The age-standardised suicide rate for males **(21.6 per 100,000)** was higher than observed in 2020 (15.3 per 100,000).

The age-standardised suicide rate for females was not available for publication in 2021.

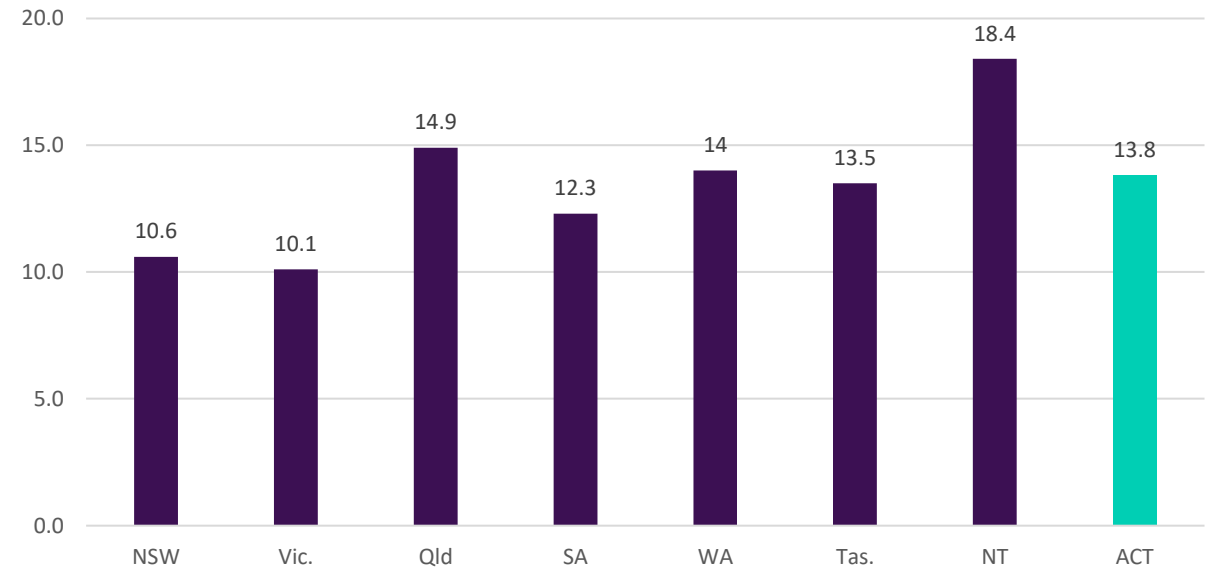


Figure 2: Age-standardised suicide rates for each Australian state and territory.

* State and territory of usual residence.



Age-standardised suicide rate

Australian Capital Territory in 2021*

The Australian Capital Territory saw an increase in the age-standardised rate (**13.8 per 100,000**) compared to 2020 (12.4 per 100,000).

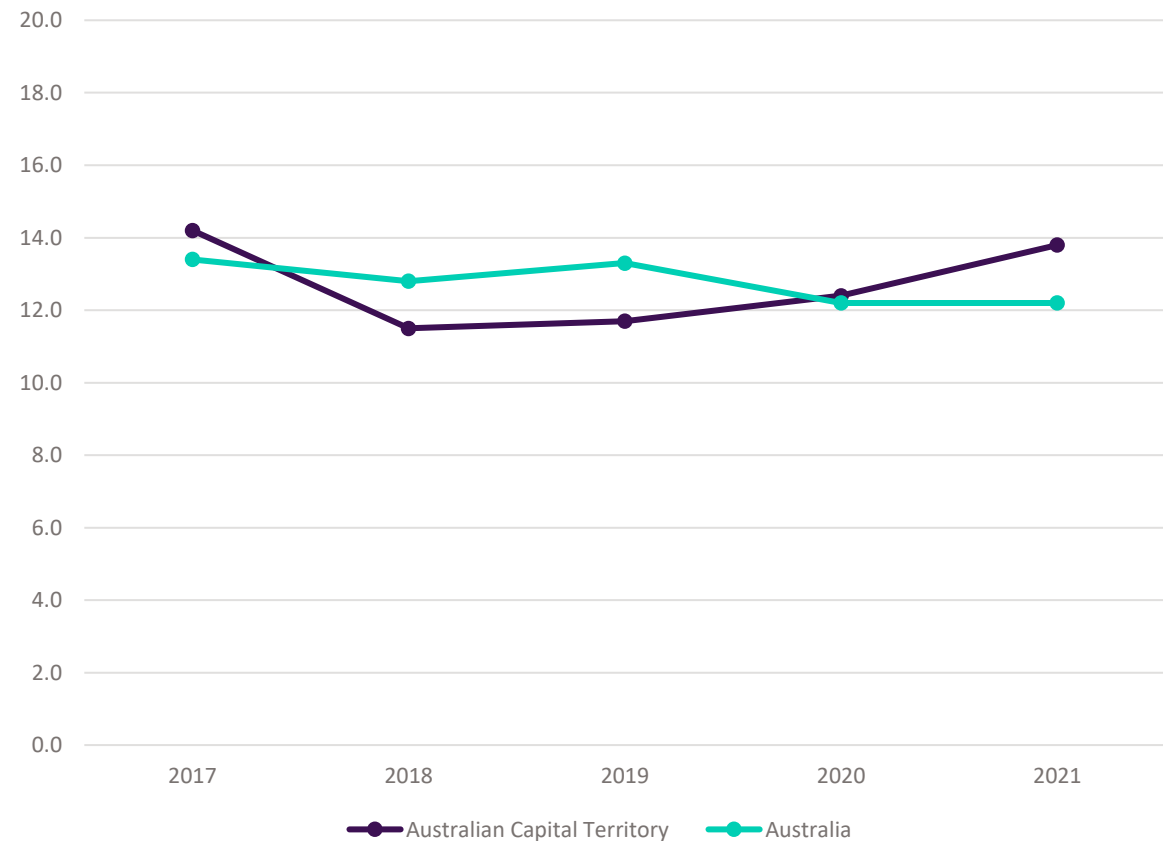


Figure 3: Age-standardised suicide rate by place of usual residence

* State and territory of usual residence.





Life in Mind

New South Wales suicide data 2021

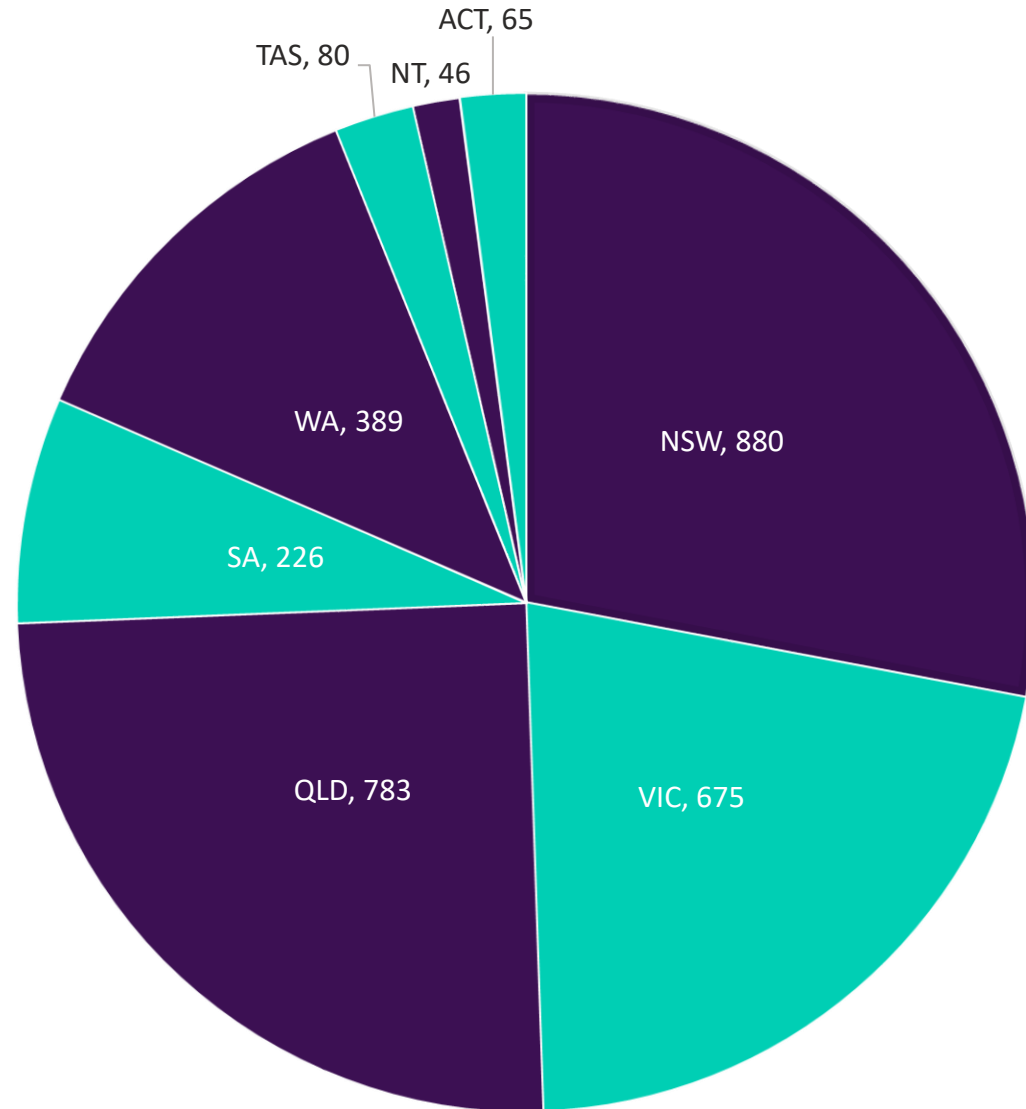
(ABS 2022)



Number of deaths

New South Wales in 2021*

In New South Wales, **880** people died by suicide (**646** male, **234** female). This was an increase from the 876 recorded in 2020.



* State and territory of usual residence.

Figure 1 : Number of suicide deaths by Australian state and territory.



Age-standardised suicide rate

New South Wales in 2021*

New South Wales recorded the nation's second lowest age-standardised suicide rate (**10.6 per 100,000**).

The age-standardised suicide rate was lower than the national age-standardised suicide rate (**12.0 per 100,000**).

The age-standardised suicide rate for males (**15.7 per 100,000**) was lower than observed in 2020 (16.1 per 100,000).

The age-standardised suicide rate for females (**5.7 per 100,000**) was slightly higher than observed in 2020 (5.3 per 100,000).

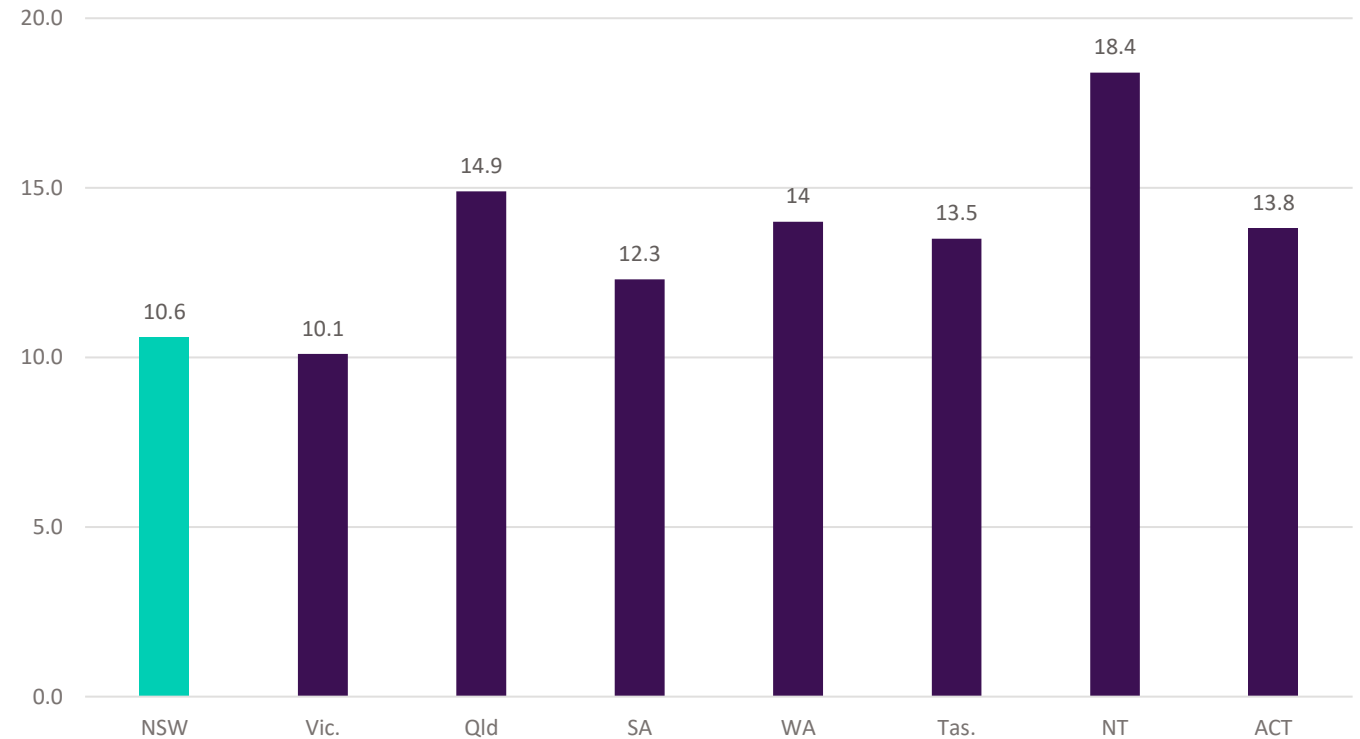


Figure 2: Age-standardised suicide rates for each Australian state and territory.

* State and territory of usual residence.



Age-standardised suicide rate

New South Wales in 2021*

The New South Wales suicide rate was higher in areas outside of Greater Sydney.

A similar trend was observed across most states and territories.

Greater Sydney had a decrease in the age-standardised rate (**7.6 per 100,000**) compared to 2020 (8.2 per 100,000).

The rest of New South Wales saw an increase in the age-standardised rate (**16.4 per 100,000**) from 2020 (15.2 per 100,000).



Figure 3: Age-standardised suicide rate by place of usual residence

* State and territory of usual residence.





Life in Mind

Northern Territory suicide data 2021

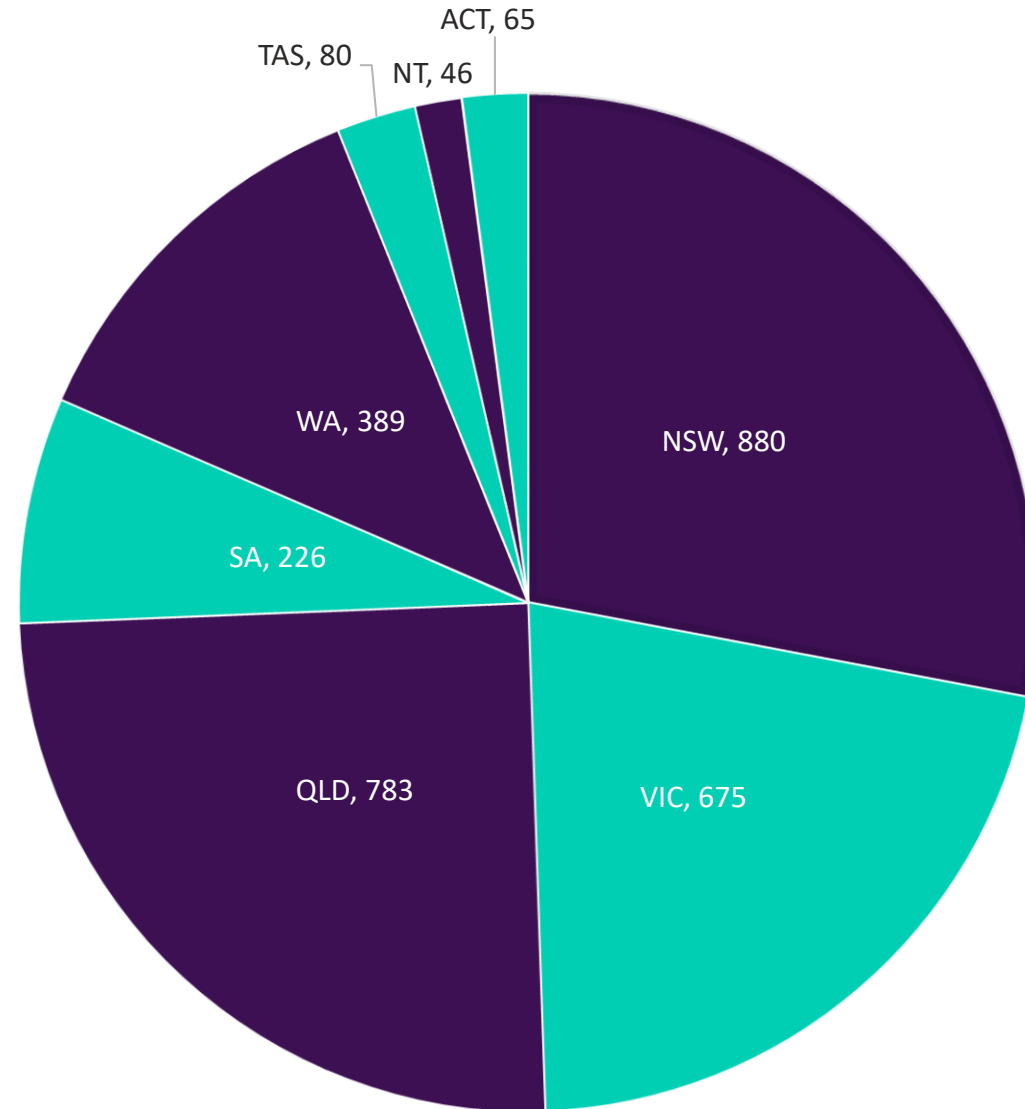
(ABS 2022)



Number of deaths

Northern Territory in 2021*

In the Northern Territory, **46** people died by suicide (**29** male, **17** female). This was a decrease when compared to the 51 deaths recorded in 2020.



* State and territory of usual residence.

Figure 1 : Number of suicide deaths by Australian state and territory.



Age-standardised suicide rate

Northern Territory in 2021*

The Northern Territory recorded the nation's highest age-standardised suicide rate (**18.4 per 100,000**).

The age-standardised suicide rate was higher than the national age-standardised suicide rate (**12.0 per 100,000**).

The age-standardised suicide rate for males (**21.7 per 100,000**) was a decrease from the rate in 2020 (25.5 per 100,000).

The age-standardised suicide rate for females is not available for publication.

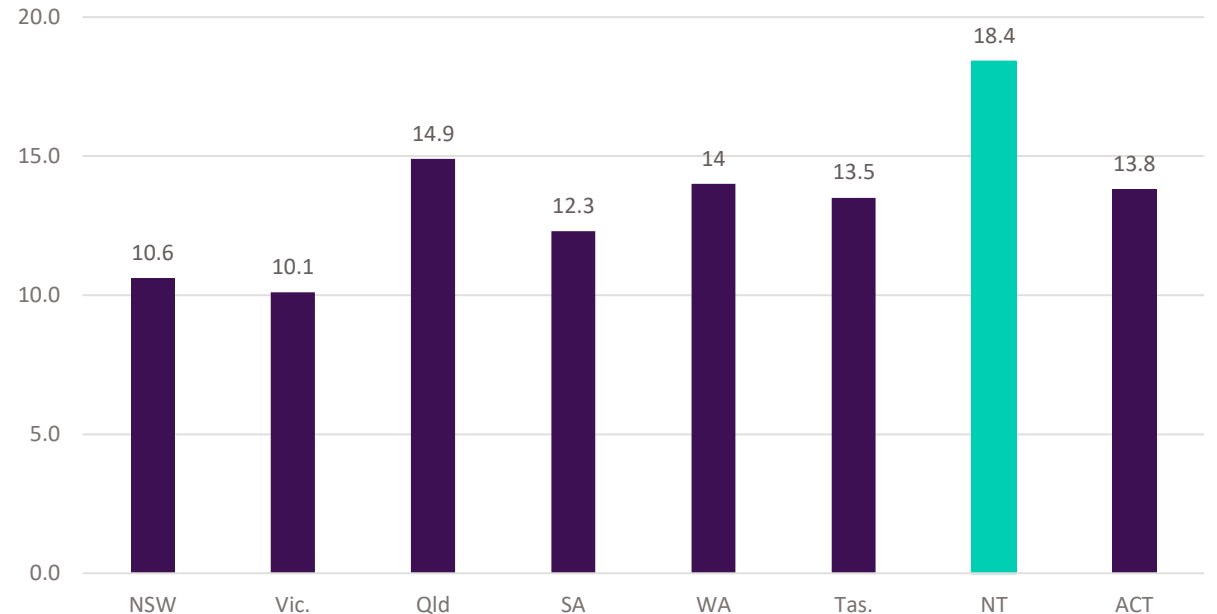


Figure 2: Age-standardised suicide rates for each Australian state and territory.

* State and territory of usual residence.



Age-standardised suicide rate

Northern Territory in 2021*

The suicide rate in Greater Darwin was lower than that observed in the rest of the Northern Territory.

A similar trend was observed across most states and territories.

Greater Darwin had a decrease in the age-standardised rate (**15.8 per 100,000**) compared to 2020 (16.6 per 100,000).

The rest of the Northern Territory saw an increase (**21.8 per 100,000**) when compared to 2020 (19.8 per 100,000).

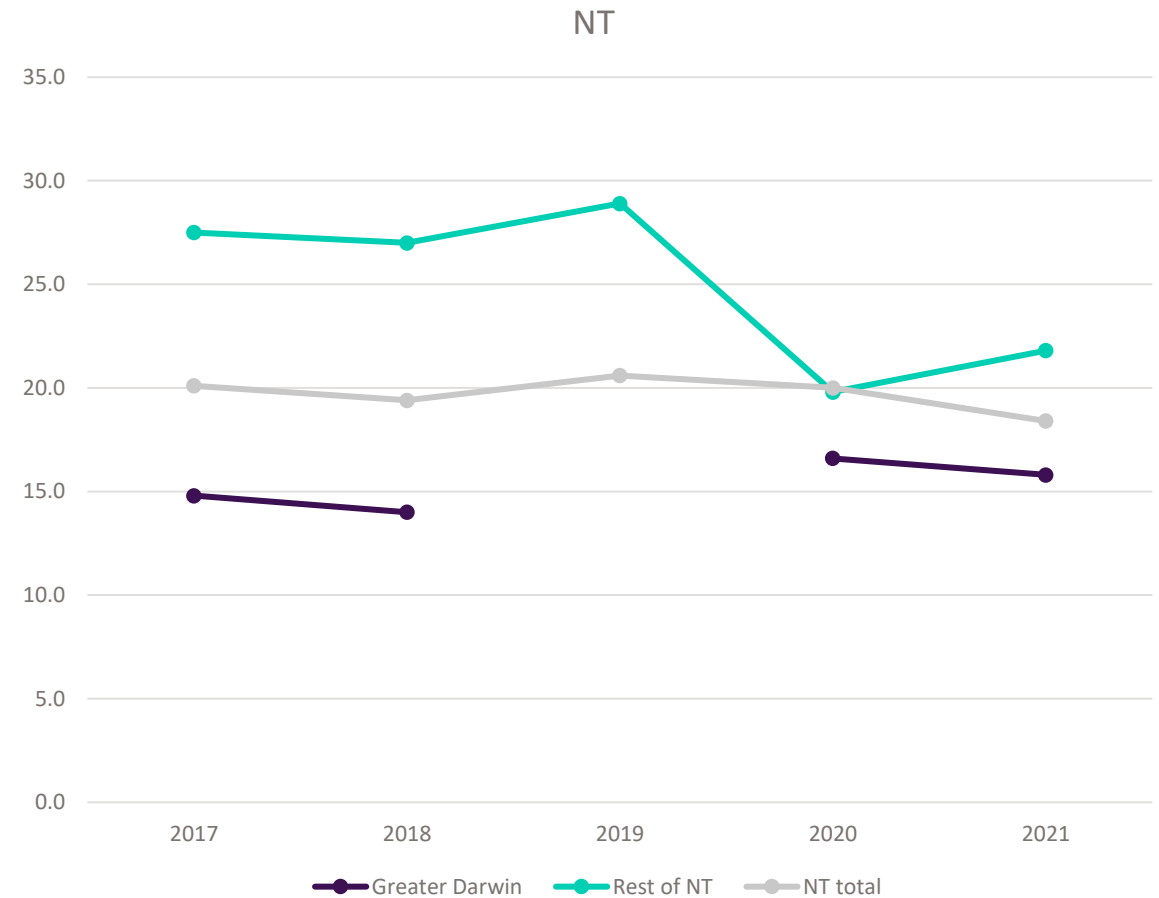


Figure 3: Age-standardised suicide rate by place of usual residence

* State and territory of usual residence.

Note. 2019 age-standardised suicide rate for females for Greater Darwin is not available for publication.





Life in Mind

Queensland suicide data 2021

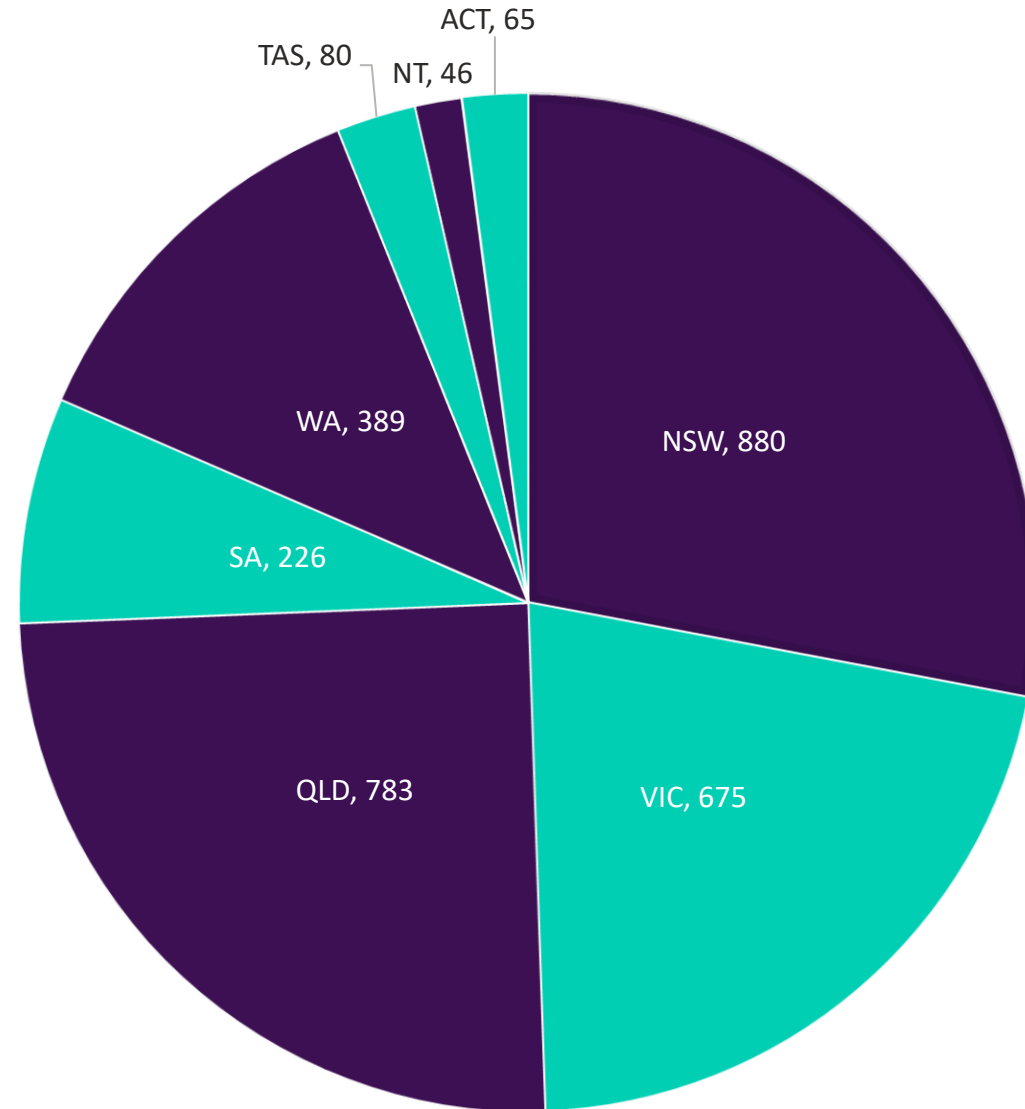
(ABS 2022)



Number of deaths

Queensland in 2021*

In Queensland, **783** people died by suicide (**590** male, **193** female). This was an increase on the 759 recorded in 2020.



* State and territory of usual residence.

Figure 1 : Number of suicide deaths by Australian state and territory.



Age-standardised suicide rate

Queensland in 2021*

Queensland recorded the nation's second highest age-standardised suicide rate (**14.9 per 100,000**).

The age-standardised suicide rate was higher than the national age-standardised suicide rate (**12.0 per 100,000**).

The age-standardised suicide rate for males (**22.8 per 100,000**) was lower than the rate observed in 2020 (23.6 per 100,000).

The age-standardised suicide rate for females (**7.2 per 100,000**) was higher than the rate observed in 2020 (6.2 per 100,000).

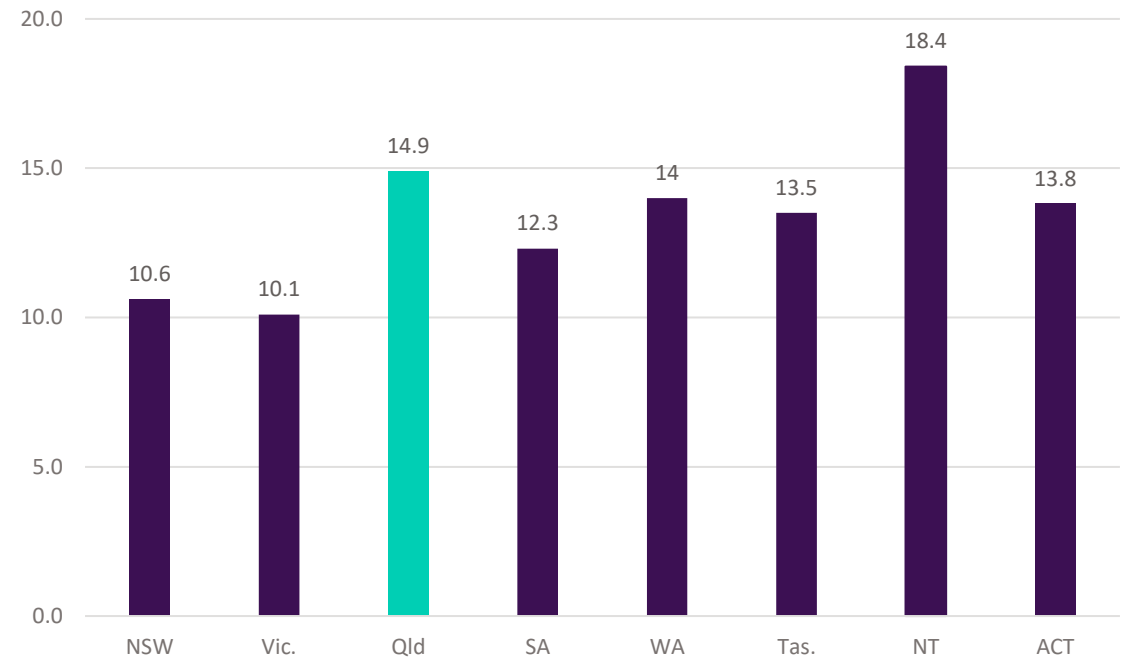


Figure 2: Age-standardised suicide rates for each Australian state and territory.

* State and territory of usual residence.



Age-standardised suicide rate

Queensland in 2021*

Greater Brisbane had a lower suicide rate, when compared to the rest of Queensland.

A similar trend was observed across most states and territories.

Greater Brisbane had a decrease in the age-standardised rate (**12.1 per 100,000**) when compared to 2020 (13.8 per 100,000).

The rest of Queensland saw an increase in the age-standardised rate (**17.6 per 100,000**) from 2020 (15.4 per 100,000).

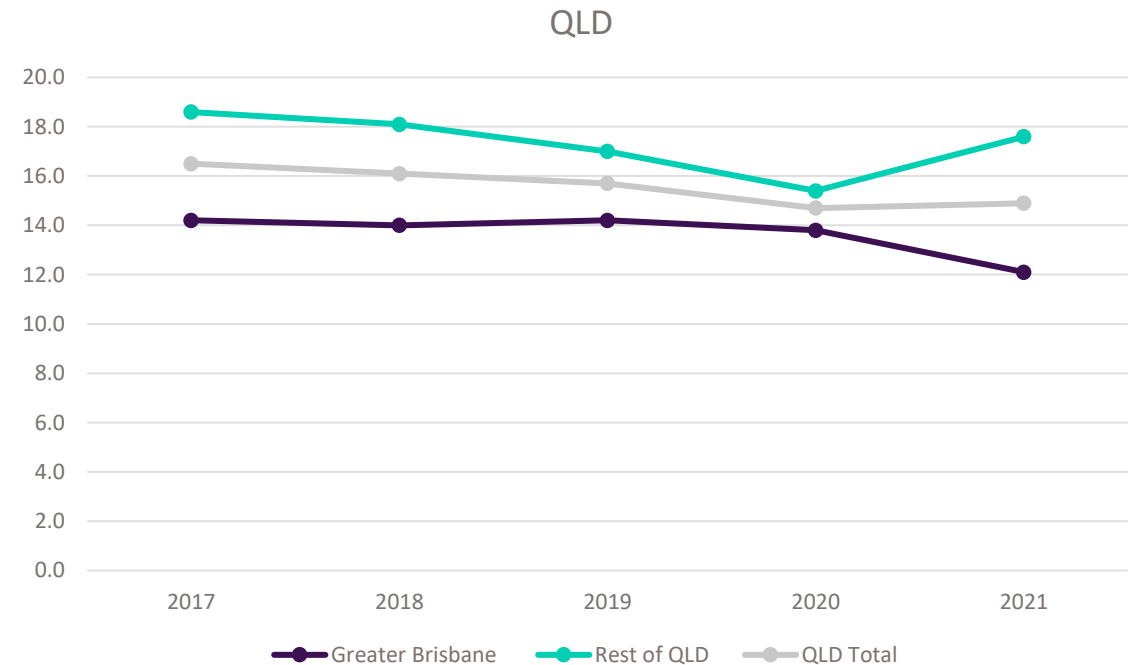


Figure 3: Age-standardised suicide rate by place of usual residence

* State and territory of usual residence.





Life in Mind

South Australia suicide data 2021

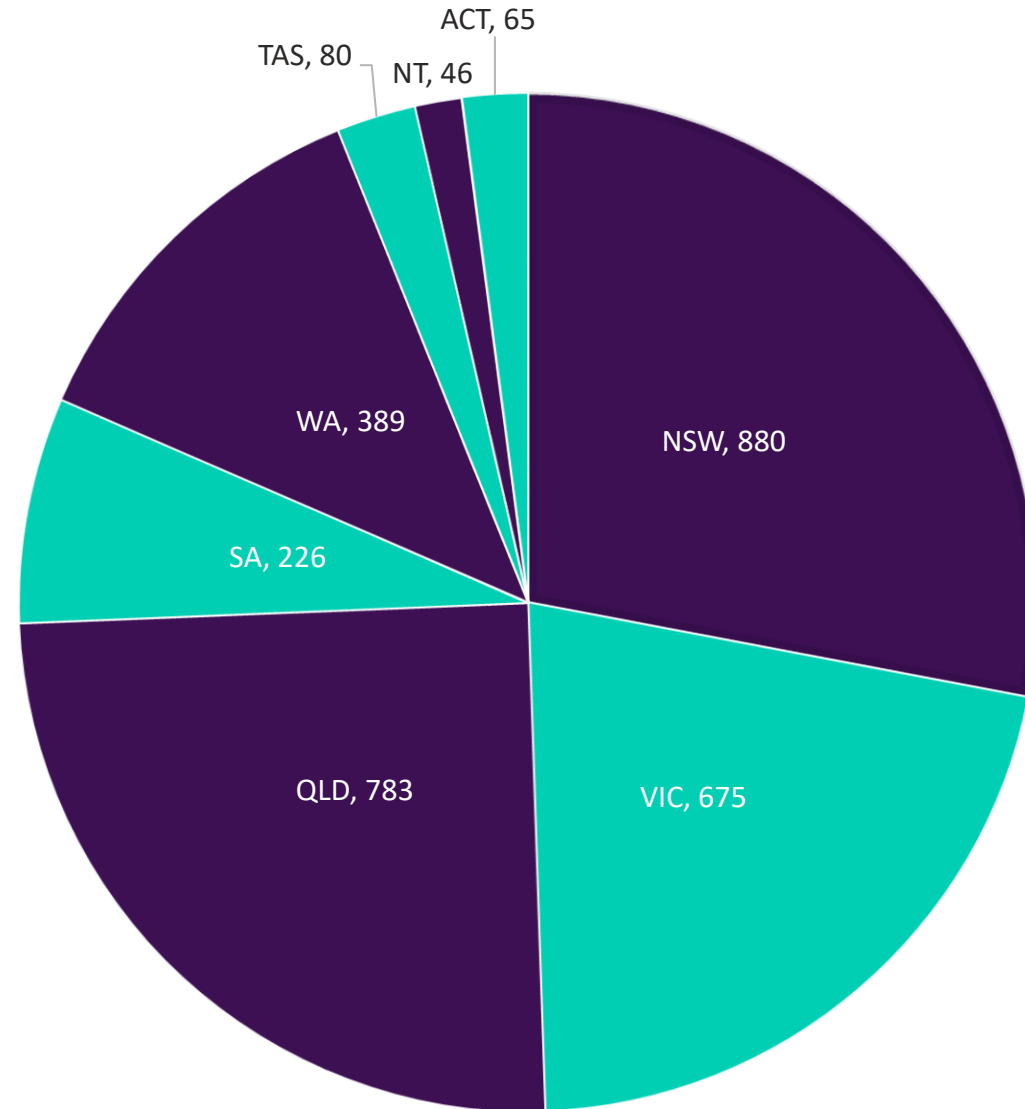
(ABS 2022)



Number of deaths

South Australia in 2021*

In South Australia, **226** people died by suicide (**178** male, **48** female). This was a decrease from the 234 recorded in 2020.



* State and territory of usual residence.

Figure 1 : Number of suicide deaths by Australian state and territory.



Age-standardised suicide rate

South Australia in 2020*

South Australia recorded the nation's third lowest age-standardised suicide rate (**12.3 per 100,000**).

The age-standardised suicide rate was slightly higher than the national age-standardised suicide rate (**12.0 per 100,000**).

The age-standardised suicide rate for males (**19.4 per 100,000**) was lower than the rate observed in 2020 (20.1 per 100,000).

The age-standardised suicide rate for females (**5.4 per 100,000**) was lower than the rate observed in 2020 (6.2 per 100,000).



Figure 2: Age-standardised suicide rates for each Australian state and territory.

* State and territory of usual residence.



Age-standardised suicide rate

South Australia in 2021*

Greater Adelaide had a lower suicide rate, when compared to the rest of South Australia.

A similar trend was observed across most states and territories.

Greater Adelaide had an increase in the age-standardised rate (**12.0 per 100,000**) when compared to 2020 (11.7 per 100,000).

The rest of South Australia saw a decrease in the age-standardised rate (**13.5 per 100,000**) from 2019 (17.5 per 100,000).

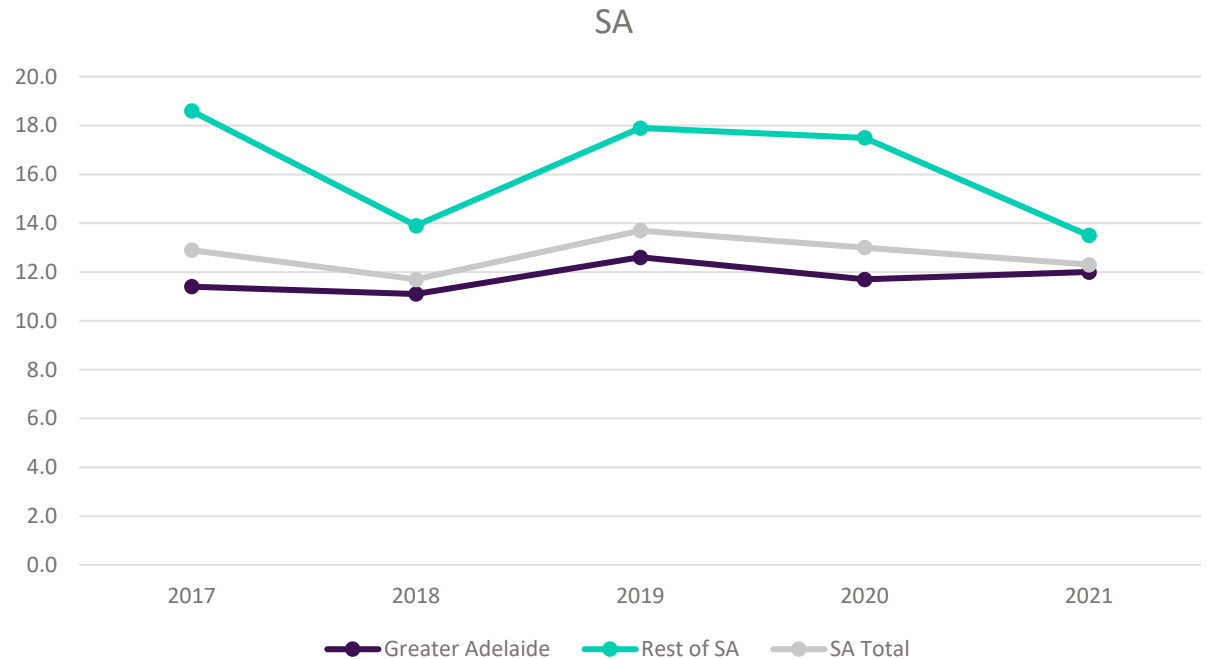


Figure 3: Age-standardised suicide rate by place of usual residence

* State and territory of usual residence.





Life in Mind

Tasmania suicide data 2021

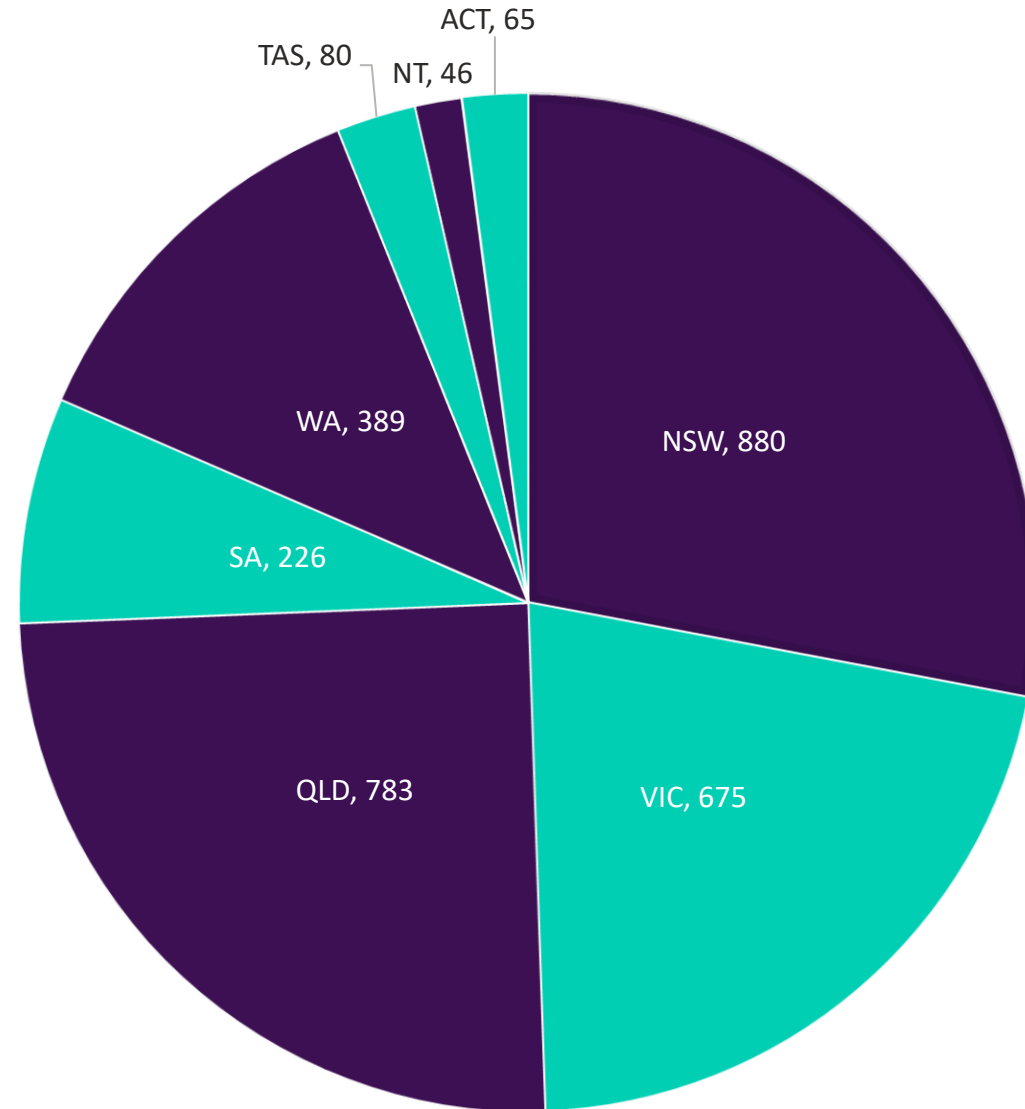
(ABS 2022)



Number of deaths

Tasmania in 2021*

In Tasmania, **80** people died by suicide (**61** male, **19** female). This was a decrease from the 87 recorded in 2020.



* State and territory of usual residence.

Figure 1 : Number of suicide deaths by Australian state and territory.



Age-standardised suicide rate

Tasmania in 2021*

Tasmania recorded the nation's fourth lowest age-standardised suicide rate (**13.5 per 100,000**).

The age-standardised suicide rate was higher than the national age-standardised suicide rate (**12.0 per 100,000**).

The age-standardised suicide rate for males (**20.9 per 100,000**) was lower than the rate observed in 2020 (25.1 per 100,000).

The age-standardised suicide rate for females is not available for publication.

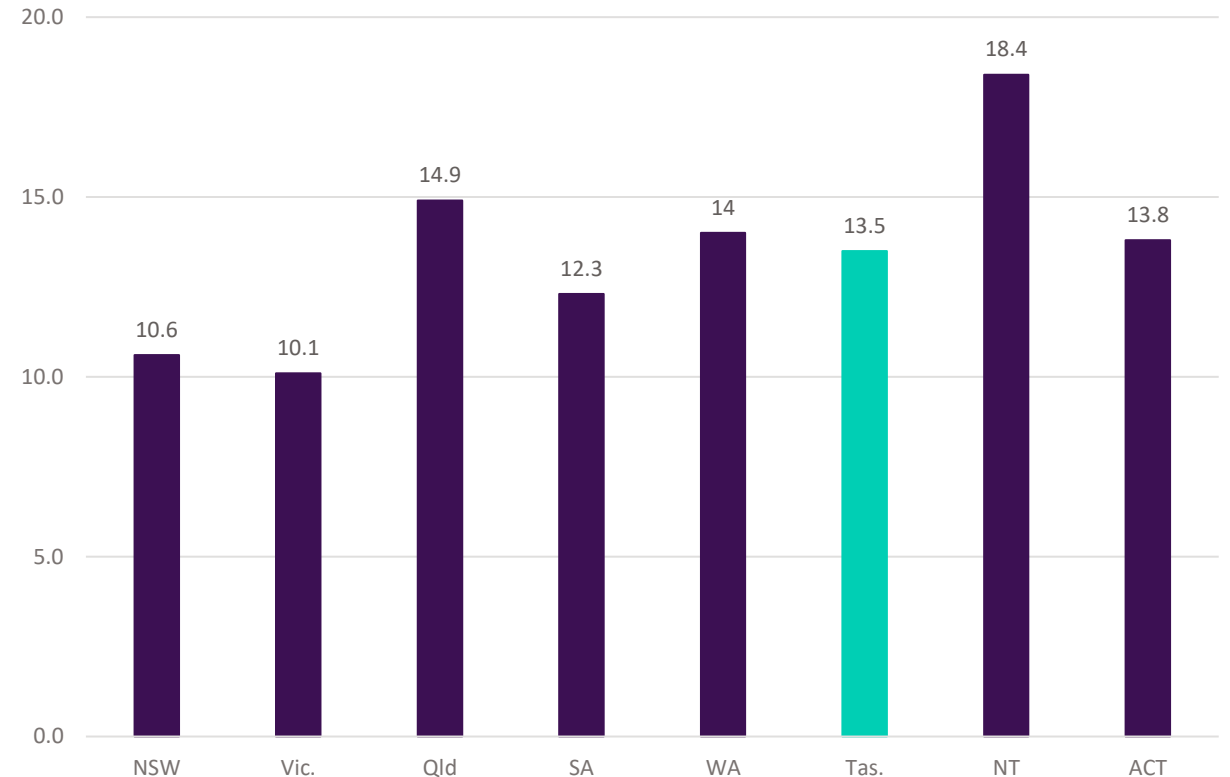


Figure 2: Age-standardised suicide rates for each Australian state and territory.

* State and territory of usual residence.



Age-standardised suicide rate

Tasmania in 2021*

The suicide rate was lower in Greater Hobart when compared to the rest of Tasmania.

A similar trend was observed across most states and territories.

Greater Hobart had a decrease in the age-standardised rate (**9.0 per 100,000**) compared to 2020 (16.9 per 100,000).

The rest of Tasmania saw an increase in the age-standardised rate (**17.0 per 100,000**) from 2020 (13.5 per 100,000).

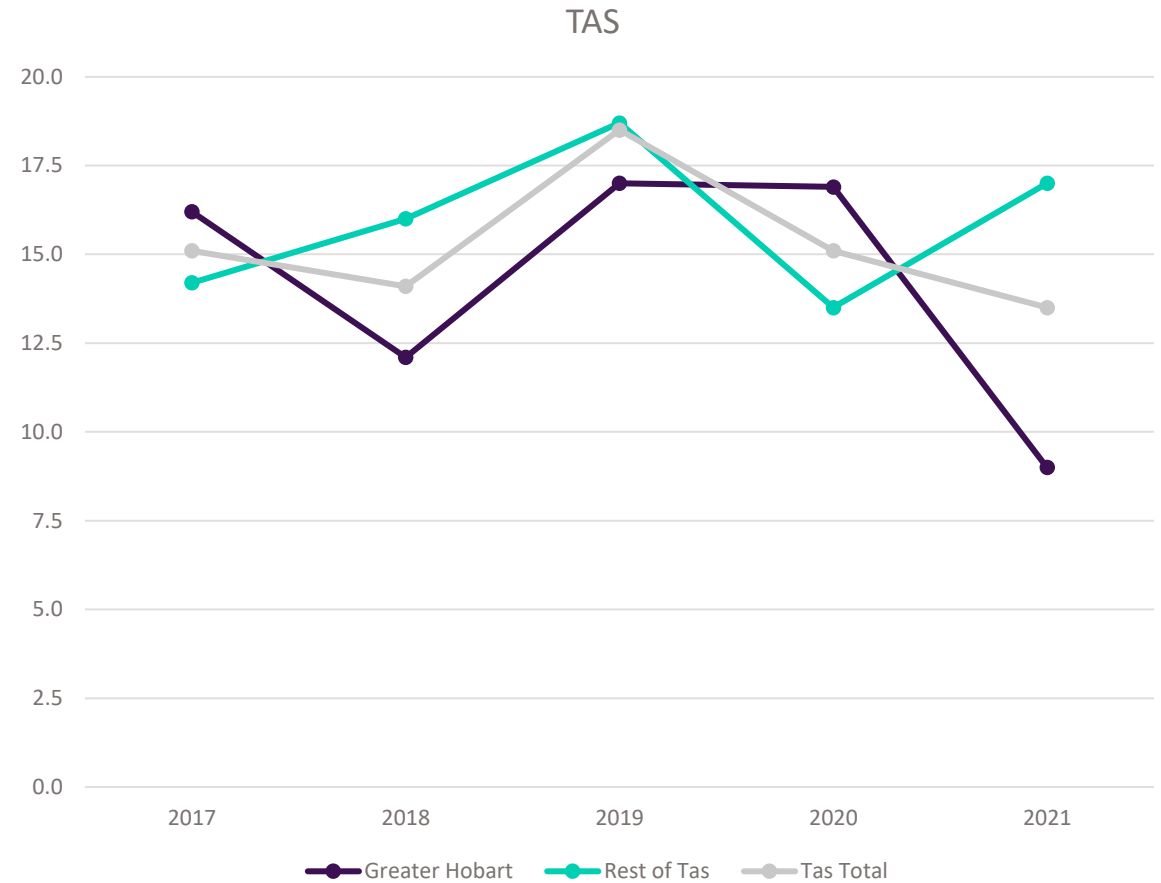


Figure 3: Age-standardised suicide rate by place of usual residence

* State and territory of usual residence.





Life in Mind

Victoria suicide data 2021

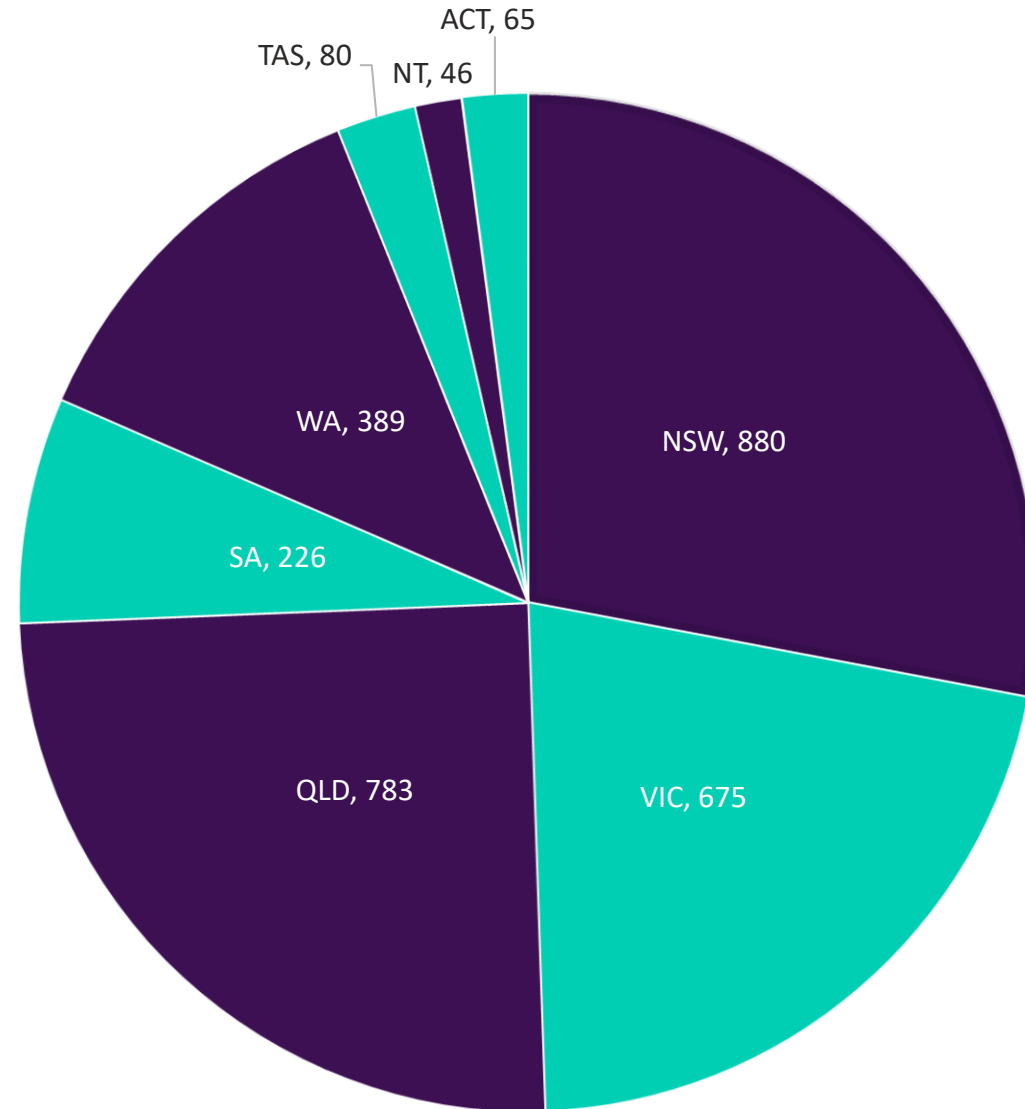
(ABS 2022)



Number of deaths

Victoria in 2021*

In Victoria, **675** people died by suicide (**518** male, **157** female). This was a decrease from the 694 deaths recorded in 2020.



* State and territory of usual residence.

Figure 1 : Number of suicide deaths by Australian state and territory.



Age-standardised suicide rate

Victoria in 2021*

Victoria recorded the nation's lowest age-standardised suicide rate (**10.1 per 100,000**).

The age-standardised suicide rate was lower than the national age-standardised suicide rate (**12.0 per 100,000**).

The age-standardised suicide rate for males (**15.6 per 100,000**) was the same as the rate observed in 2020 (15.6 per 100,000).

The age-standardised suicide rate for females (**4.8 per 100,000**) was slightly lower than the rate observed in 2020 (5.0 per 100,000).



Figure 2: Age-standardised suicide rates for each Australian state and territory.

* State and territory of usual residence.



Age-standardised suicide rate

Victoria in 2021*

The suicide rate was lower in Greater Melbourne when compared to the rest of Victoria.

A similar trend was observed across most states and territories.

Greater Melbourne had a slight decrease in the age-standardised rate (**8.7 per 100,000**) compared to 2020 (8.9 per 100,000).

The rest of Victoria recorded a slight increase in the age-standardized rate (**14.4 per 100,000**) when compared to 2020 (14.2 per 100,000).



Figure 3: Age-standardised suicide rate by place of usual residence

* State and territory of usual residence.





Life in Mind

Western Australia suicide data 2020

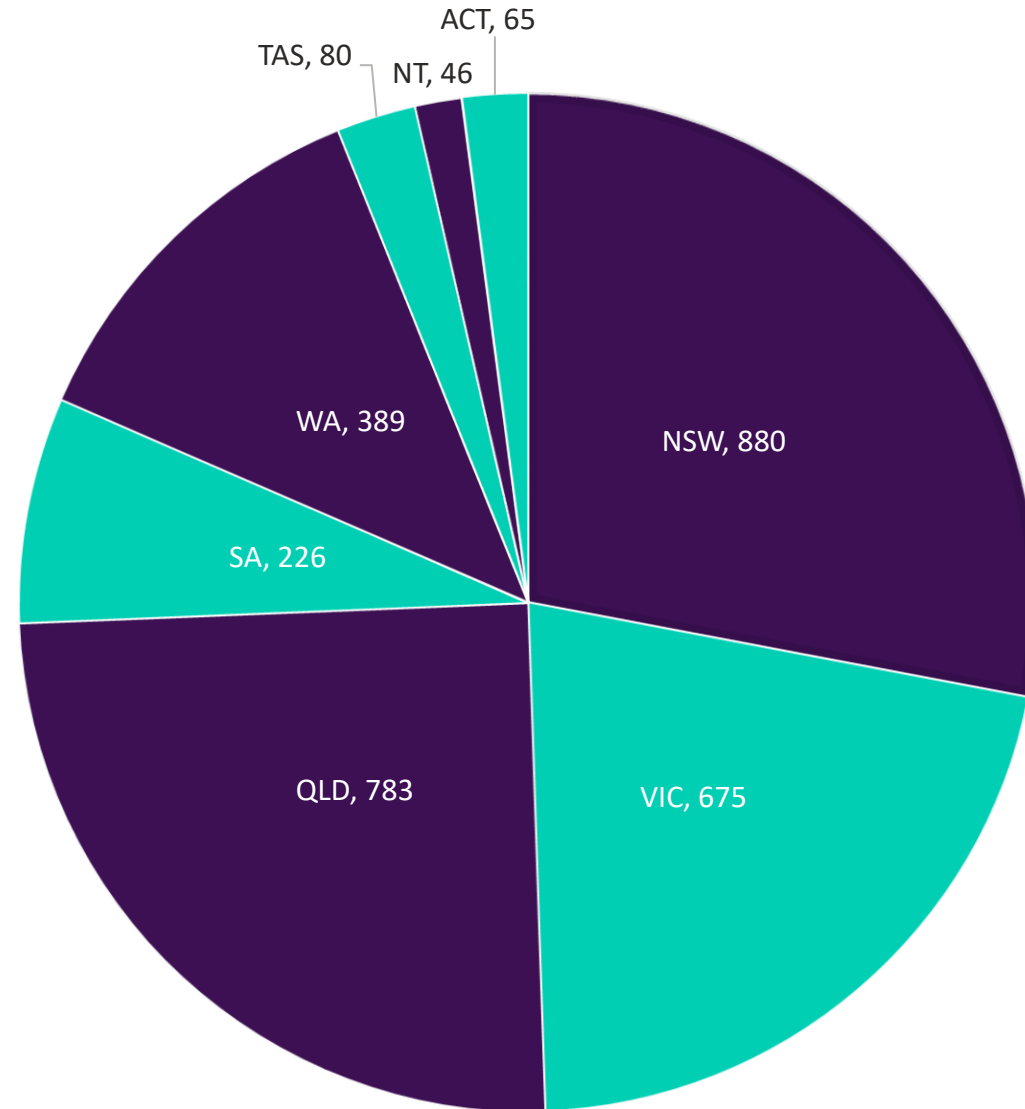
(ABS 2021)



Number of deaths

Western Australia in 2021*

In Western Australia, **389** people died by suicide (**287** male, **102** female). This was a decrease from the 381 recorded in 2020.



* State and territory of usual residence.

Figure 1 : Number of suicide deaths by Australian state and territory.



Age-standardised suicide rate

Western Australia in 2021*

Western Australia recorded the nation's fourth highest age-standardised suicide rate (**14.0 per 100,000**).

The age-standardised suicide rate was higher than the national age-standardised suicide rate (**12.0 per 100,000**).

The age-standardised suicide rate for males (**20.6 per 100,000**) was lower than the rate observed in 2020 (21.7 per 100,000).

The age-standardised suicide rate for females (**7.5 per 100,000**) was higher than rate observed in 2020 (6.4 per 100,000).



Figure 2: Age-standardised suicide rates for each Australian state and territory.

* State and territory of usual residence.



Age-standardised suicide rate

Western Australia in 2021*

Greater Perth had a lower suicide rate when compared to the rest of Western Australia.

A similar trend was observed across most states and territories.

Greater Perth had a decrease in the age-standardised rate (**12.0 per 100,000**) when compared to 2020 (12.4 per 100,000).

The rest of Western Australia saw an increase (**21.7 per 100,000**) from 2020 (19.8 per 100,000).

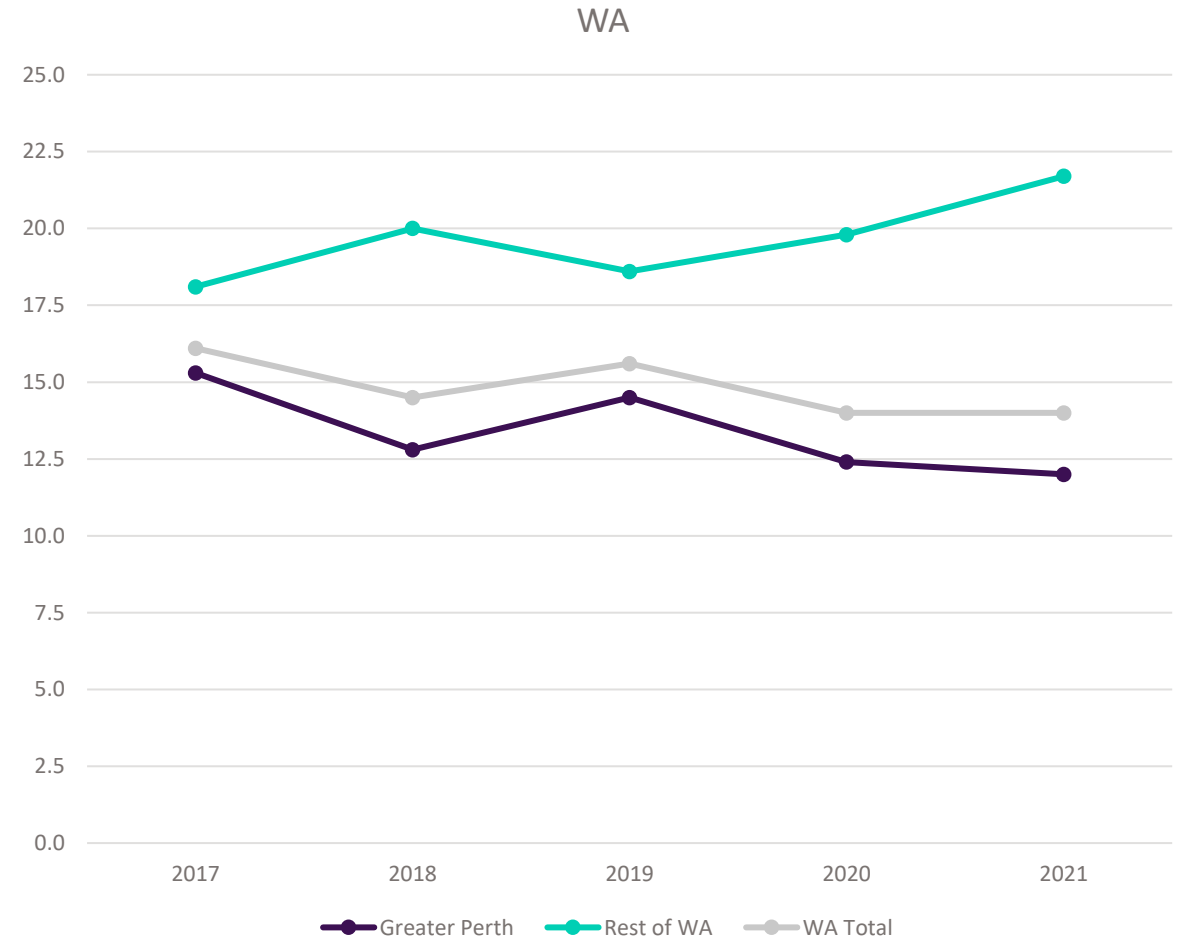


Figure 3: Age-standardised suicide rate by place of usual residence

* State and territory of usual residence.



Support services

Adult

Lifeline: 13 11 14 | Text 0477 131 114

lifeline.org.au

Suicide Call Back Service: 1300 659 467

suicidecallbackservice.org.au

Beyond Blue: 1300 224 636

beyondblue.org.au/forums

MensLine Australia: 1300 789 978

mensline.org.au

Standby Support After Suicide:

1300 727 247

Youth

Kids Helpline: 1800 551 800

kidshelpline.com.au

headspace: 1800 650 890

headspace.org.au

ReachOut: Reachout.com

Other resources

Head to Health: mental health portal

headtohealth.gov.au

Life in Mind: suicide prevention portal

lifeinmind.org.au

SANE: 1800 187 263 | saneforums.org

Aboriginal and Torres Strait Islander: 13YARN.org.au | 13 92 76

Lesbian, gay, bisexual, trans, and/or intersex: 1800 184 527 qlife.org.au

Culturally and linguistically diverse: embracementalhealth.org.au



Life in Mind

An  **EVERYMIND** program



@LifeinMindAU

lifeinmind.org.au





Life in Mind

***Life in Mind* is a knowledge exchange portal providing translated evidence, policy, data and resources in suicide prevention, and is host of the National Communications Charter.**

***Life in Mind* connects suicide prevention and related sectors to the evidence, information and resources they need, and communities to help-seeking information, with the aim to promote best practice in suicide prevention and support the sector and the community to respond to and communicate about suicide and its impacts.**

lifeinmind.org.au