

Australian states and territories: Suicide data 2022

**(Australian Bureau of Statistics,
Causes of Death, 2022)**

Released 27 September 2023

Contents

1. Notes about using statistics
2. Summary
3. Australian Capital Territory
4. New South Wales
5. Northern Territory
6. Queensland
7. South Australia
8. Tasmania
9. Victoria
10. Western Australia
11. Support services



Notes about using statistics

- The Australian Bureau of Statistics (ABS) advises that care should be taken in comparing 2022 data with previous years as some data has been subject to quality improvement processes.
- From 2022, Causes of Death data is presented by the year the death was registered. This represents a change from previous years where data was presented by the reference year. This change has been applied from 2013 onwards.
- Due to the relatively small population size in some states and territories, even one or two deaths can have a significant impact on state-specific age-standardised suicide rates. Therefore, comparisons across Australia must be done with caution.

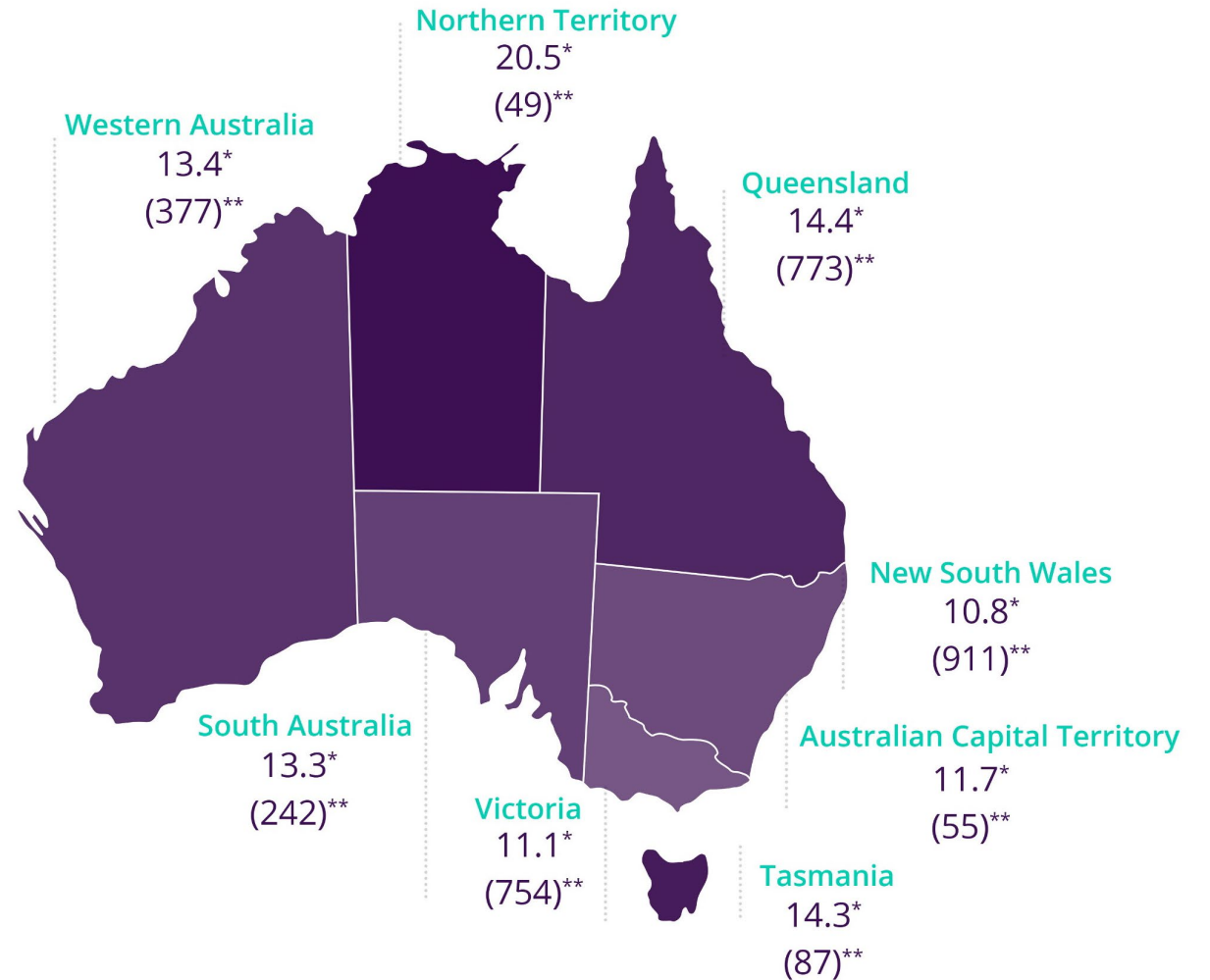
Notes about this summary

- This summary includes Australian 2022 suicide rates and trends in each state and territory from the Australian Bureau of Statistics Causes of Death data release (ABS, 2023).
- Each state or territory summary includes number of suicide deaths and age-standardised rates.
- Data refers to the state or territory of usual residence (rather than state or territory of death).



State and territory summary

- Between 2021 and 2022, all jurisdictions except Queensland, the Australian Capital Territory and Western Australia recorded an increase in the age-standardised suicide rate. New South Wales remained the same.
- Three-quarters of people who died by suicide had a usual residence in New South Wales (911), Queensland (773) or Victoria (754).
- The Northern Territory had the lowest number of people who died by suicide (49) but recorded the highest rate of suicide (20.5 per 100,000 people).



*Age-standardised rate per 100,000. **Number of deaths.
2021 data are preliminary revised; 2022 data are preliminary.





Life in Mind

Australian Capital Territory: Suicide data 2022



Australian Capital Territory

Number of deaths in 2022

In the Australian Capital Territory (ACT), 55 people died by suicide (35 male, 20 female). This was a decrease compared to the number of deaths (65) recorded in 2021.

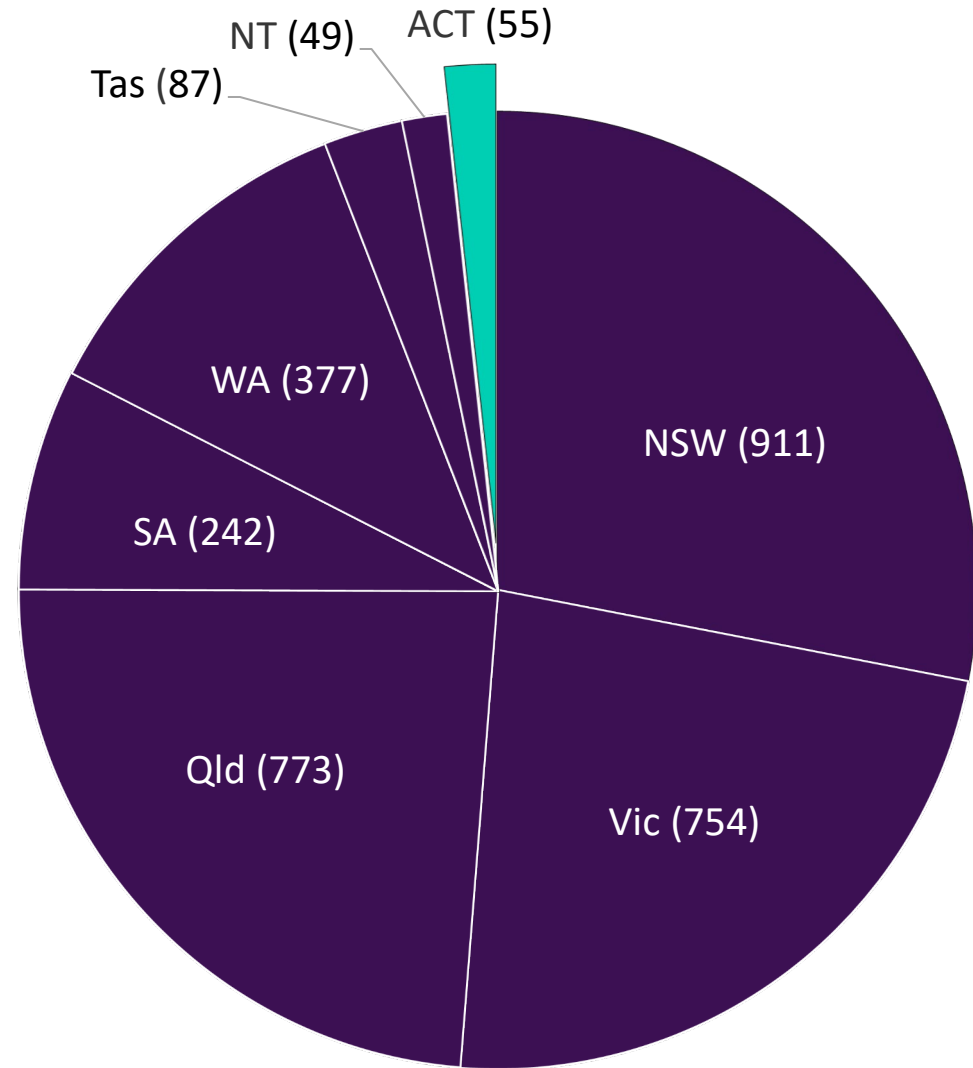


Figure 1: Number of suicide deaths by Australian state and territory.



Australian Capital Territory

Age-standardised suicide rates, 2022

- The Australian Capital Territory recorded the nation's third lowest age-standardized suicide rate (**11.7 per 100,000**).
- The age-standardised suicide rate was lower than the national age-standardised suicide rate (**12.3 per 100,000**).
- The age-standardised suicide rate for males (**15.4 per 100,000**) was lower than observed in 2021 (21.6 per 100,000).
- The age-standardised suicide rate for females (**8.1 per 100,000**) was lower than observed in 2020 (9.9 per 100,000)*.



* Age-standardised rates for females were not available for publication in 2021.

Figure 2: Age-standardised suicide rates for each Australian state and territory.



Australian Capital Territory

Age-standardised suicide rates, 2022

The Australian Capital Territory saw a decrease in the age-standardised rate (**11.5 per 100,000**) compared to 2021 (13.9 per 100,000).

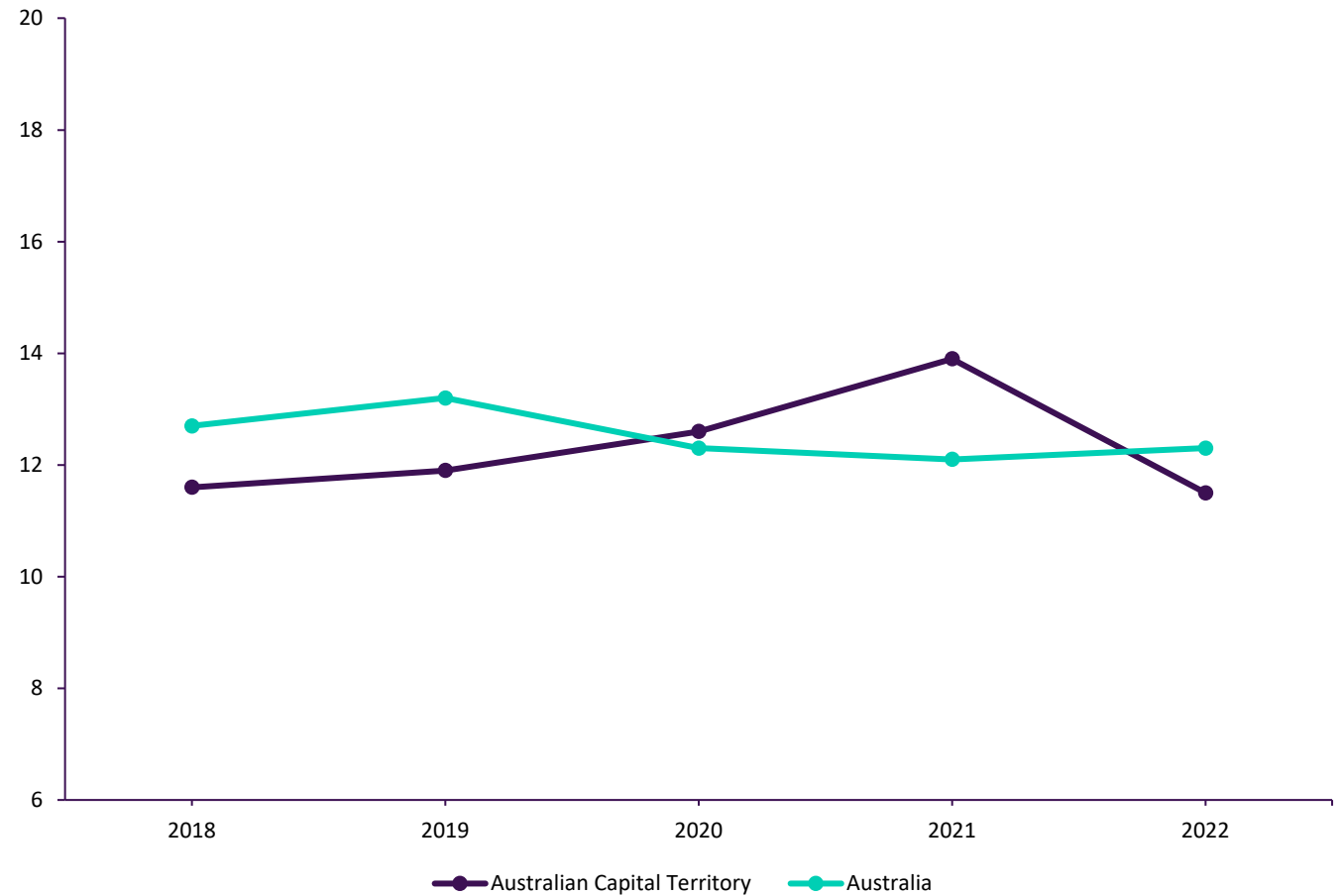


Figure 3: Age-standardised suicide rate by place of usual residence





Life in Mind

New South Wales:
Suicide data 2022



New South Wales

Number of deaths in 2022

In New South Wales (NSW), **911** people died by suicide (**707** male, **204** female). This was an increase from the 894 recorded in 2021.

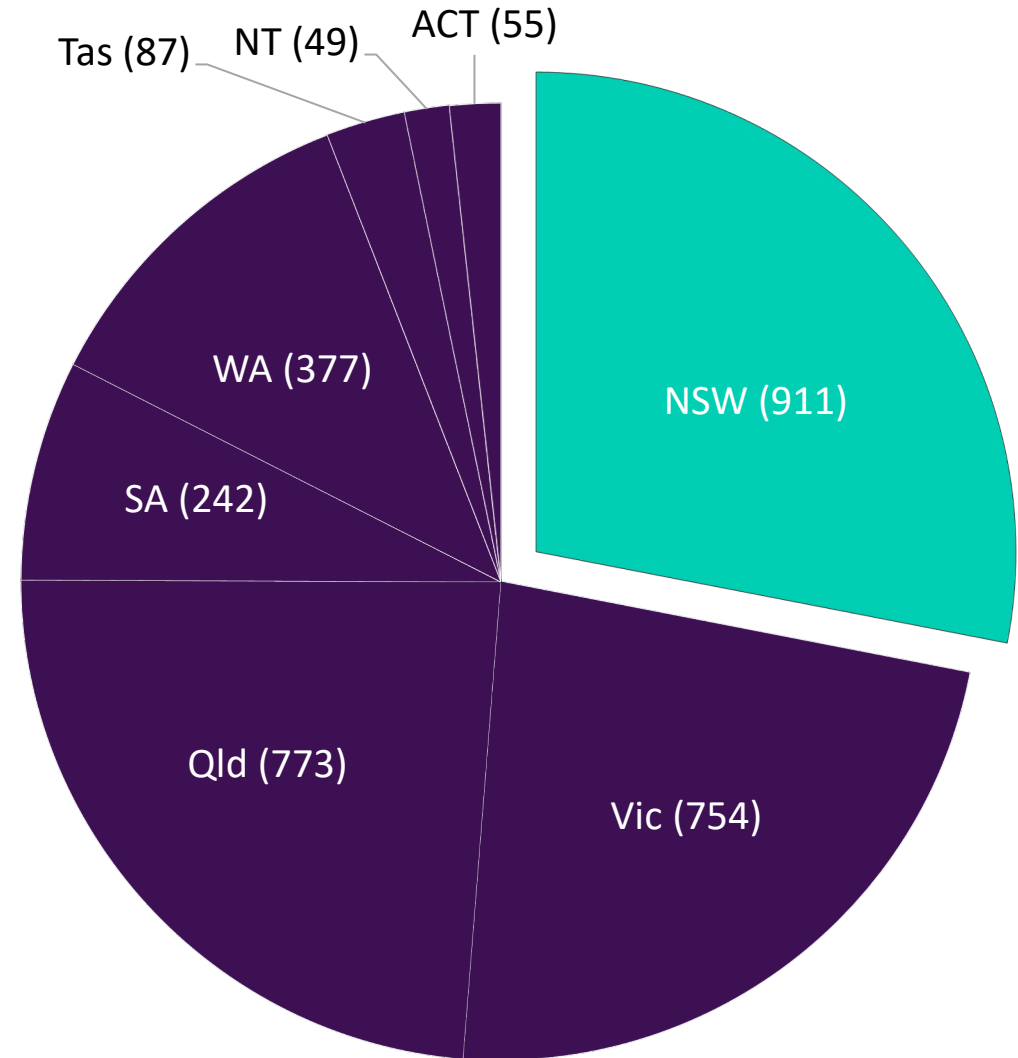


Figure 1: Number of suicide deaths by Australian state and territory.



New South Wales

Age-standardised suicide rates, 2022

- New South Wales recorded the nation's lowest age-standardised suicide rate (**10.8 per 100,000**).
- The age-standardised suicide rate was lower than the national age-standardised suicide rate (**12.3 per 100,000**).
- The age-standardised suicide rate for males (**17.0 per 100,000**) was higher than observed in 2021 (16.0 per 100,000).
- The age-standardised suicide rate for females (**4.8 per 100,000**) was lower than observed in 2021 (5.7 per 100,000).



Figure 2: Age-standardised suicide rates for each Australian state and territory.



New South Wales

Age-standardised suicide rates, 2022

- The New South Wales suicide rate was higher in areas outside of Greater Sydney.
- A similar trend was observed across most states and territories.
- Greater Sydney had an increase in the age-standardised rate (**8.6 per 100,000**) compared to 2021 (7.8 per 100,000).
- The rest of New South Wales saw a decrease in the age-standardised rate (**15.1 per 100,000**) from 2021 (16.6 per 100,000).

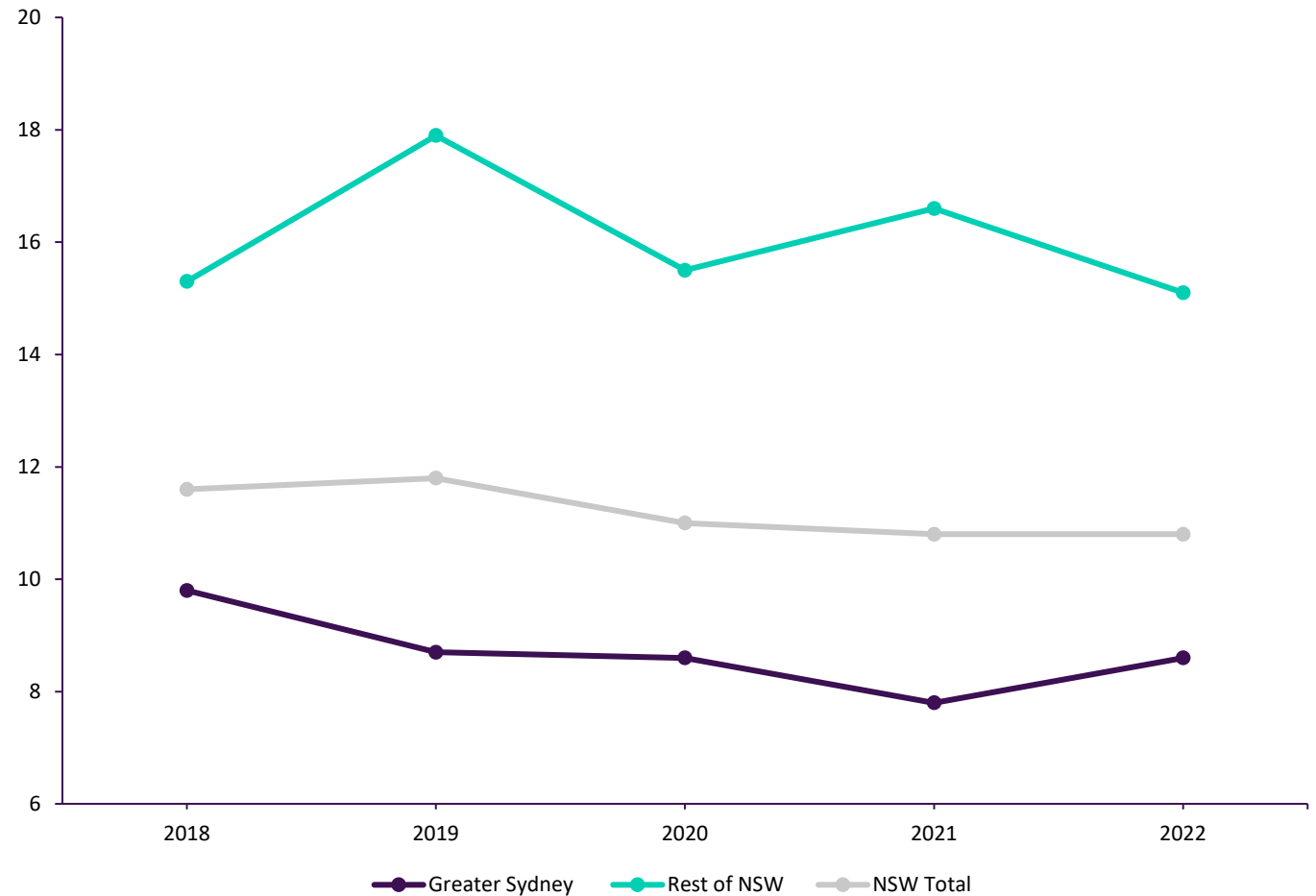


Figure 3: Age-standardised suicide rate by place of usual residence





Life in Mind

Northern Territory:
Suicide data 2022



Northern Territory

Number of deaths in 2022

In the Northern Territory (NT), **49** people died by suicide (**38** male, **11** female). This was a small increase compared to the 46 deaths recorded in 2021.

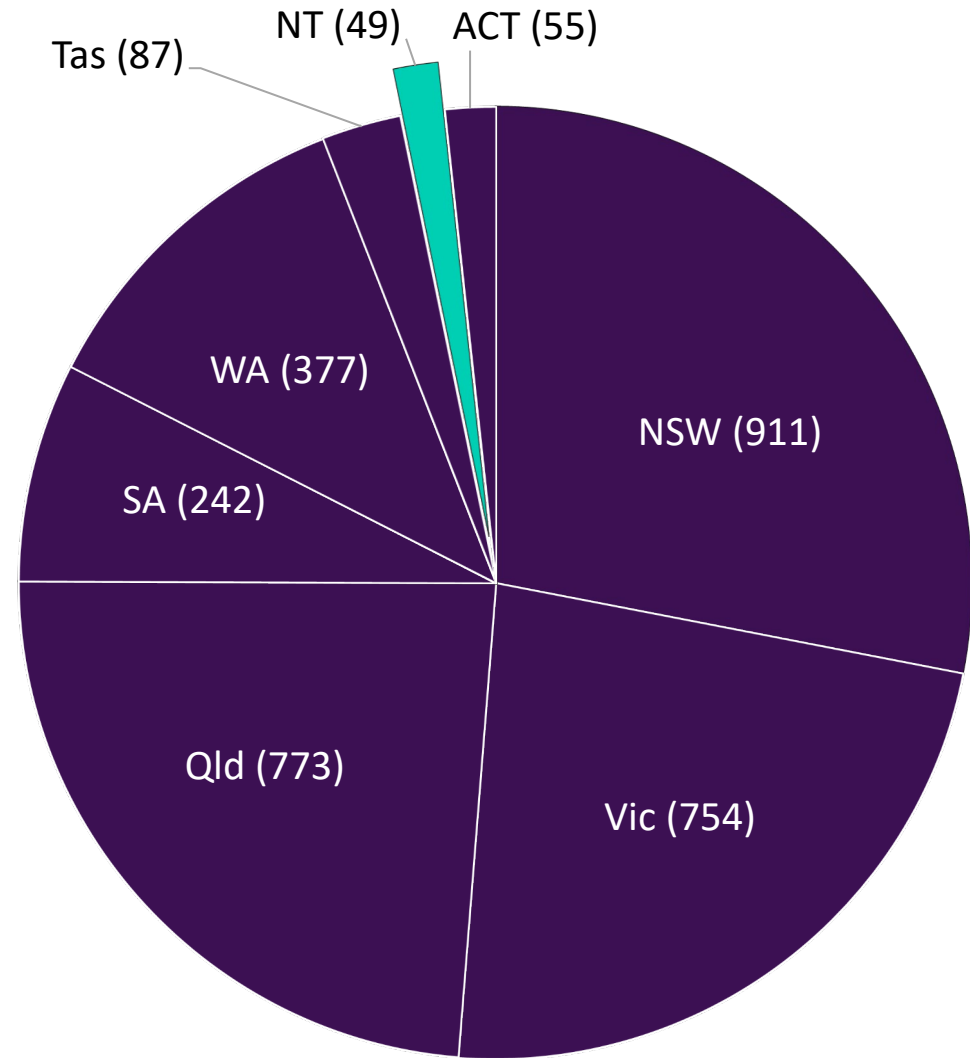


Figure 1: Number of suicide deaths by Australian state and territory.



Northern Territory

Age-standardised suicide rates, 2022

- The Northern Territory recorded the nation's highest age-standardised suicide rate (**20.5 per 100,000**).
- The age-standardised suicide rate was higher than the national age-standardised suicide rate (**12.3 per 100,000**).
- The age-standardised suicide rate for males (**31.7 per 100,000**) increased from the rate observed in 2021 (21.8 per 100,000).
- The age-standardised suicide rate for females is not available for publication.



Figure 2: Age-standardised suicide rates for each Australian state and territory.



Northern Territory

Age-standardised suicide rates, 2022

- The suicide rate in Greater Darwin was not available for publication. In previous years, it has been lower than that observed in the rest of the Northern Territory.
- A similar trend was observed across most states and territories.
- The rest of the Northern Territory saw an increase (**29.4 per 100,000**) when compared to 2021 (21.9 per 100,000).

Note. 2019 and 2022 age-standardised suicide rates for Greater Darwin are not available for publication.

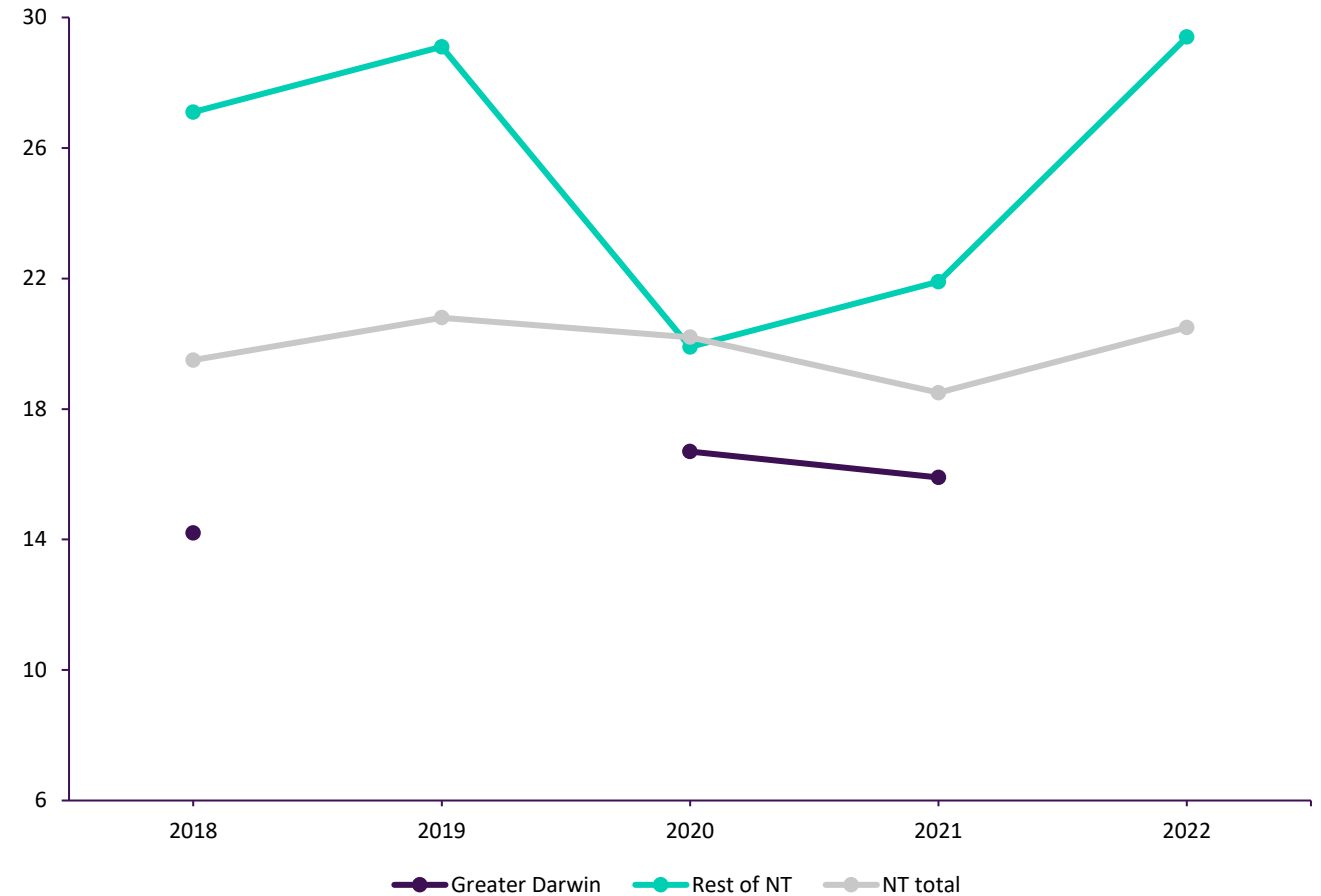


Figure 3: Age-standardised suicide rate by place of usual residence





Life in Mind

Queensland:
Suicide data 2022



Queensland

Number of deaths in 2022

In Queensland (Qld), **773** people died by suicide (**592** male, **181** female). This was a decrease from the 786 recorded in 2021.

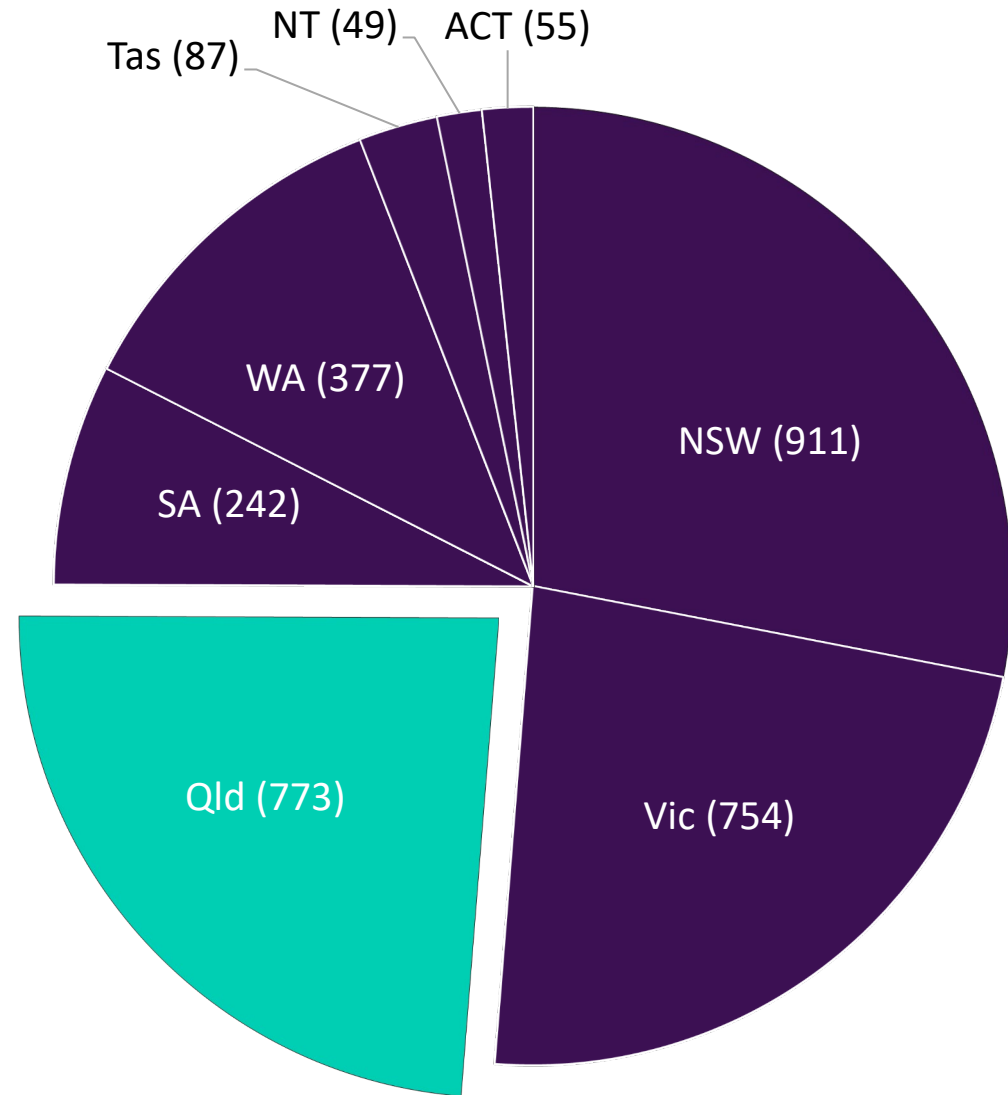


Figure 1: Number of suicide deaths by Australian state and territory.



Queensland

Age-standardised suicide rates, 2022

- Queensland recorded the nation's second highest age-standardised suicide rate (**14.4 per 100,000**).
- The age-standardised suicide rate was higher than the national age-standardised suicide rate (**12.3 per 100,000**).
- The age-standardised suicide rate for males (**22.4 per 100,000**) was lower than the rate observed in 2021 (22.9 per 100,000).
- The age-standardised suicide rate for females (**6.7 per 100,000**) was lower than the rate observed in 2021 (7.2 per 100,000).



Figure 2: Age-standardised suicide rates for each Australian state and territory.



Queensland

Age-standardised suicide rates, 2022

- The suicide rate was lower in Greater Brisbane compared to the rest of Queensland.
- A similar trend was observed across most states and territories.
- Greater Brisbane had a slight increase in the age-standardised rate (**12.3 per 100,000**) when compared to 2021 (12.2 per 100,000).
- The rest of Queensland saw a decrease in the age-standardised rate (**16.3 per 100,000**) from 2021 (17.6 per 100,000).

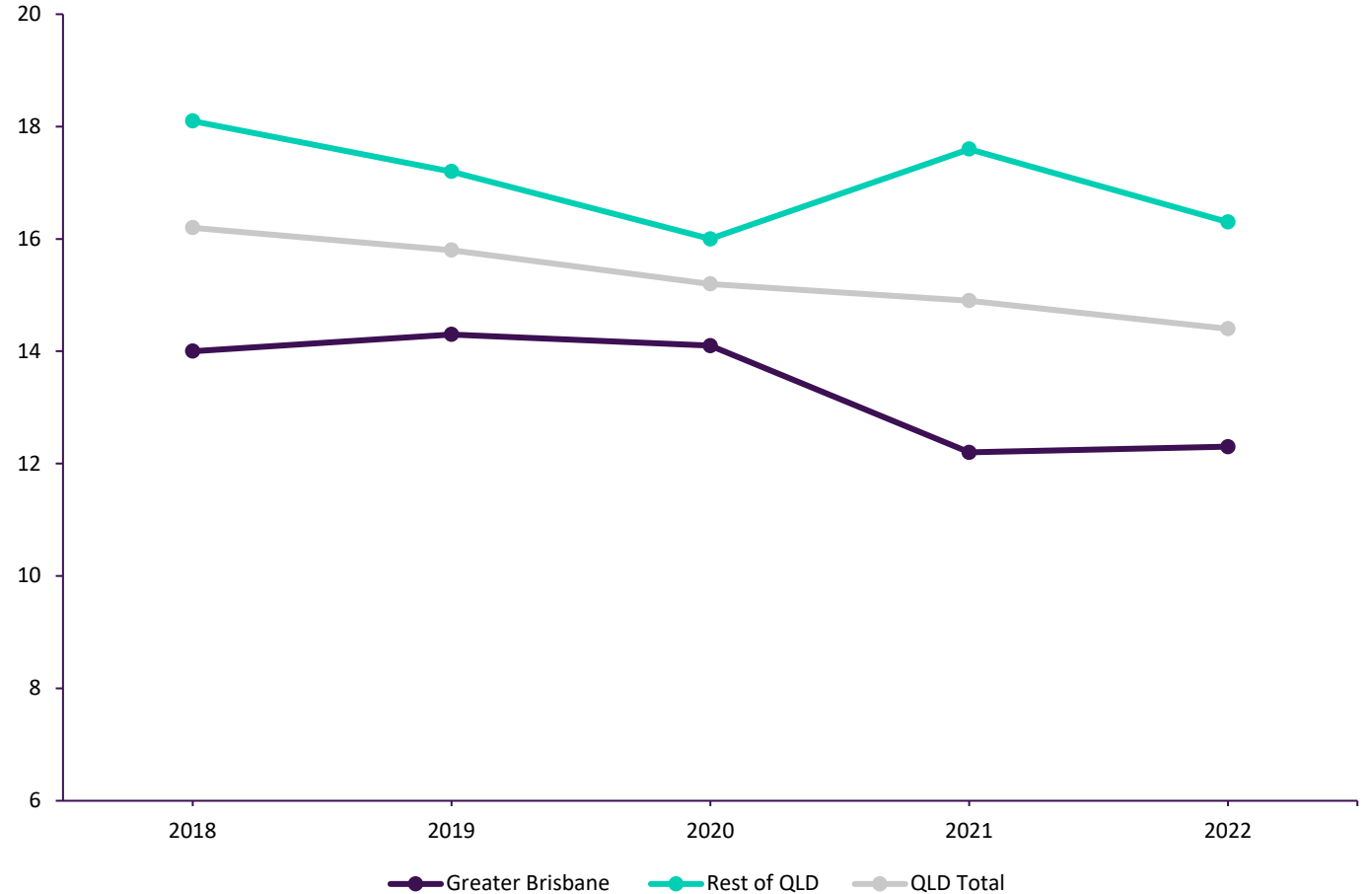


Figure 3: Age-standardised suicide rate by place of usual residence





Life in Mind

South Australia:
Suicide data 2022



South Australia

Number of deaths in 2022

In South Australia (SA), **242** people died by suicide (**180** male, **62** female). This was an increase from the 229 recorded in 2021.

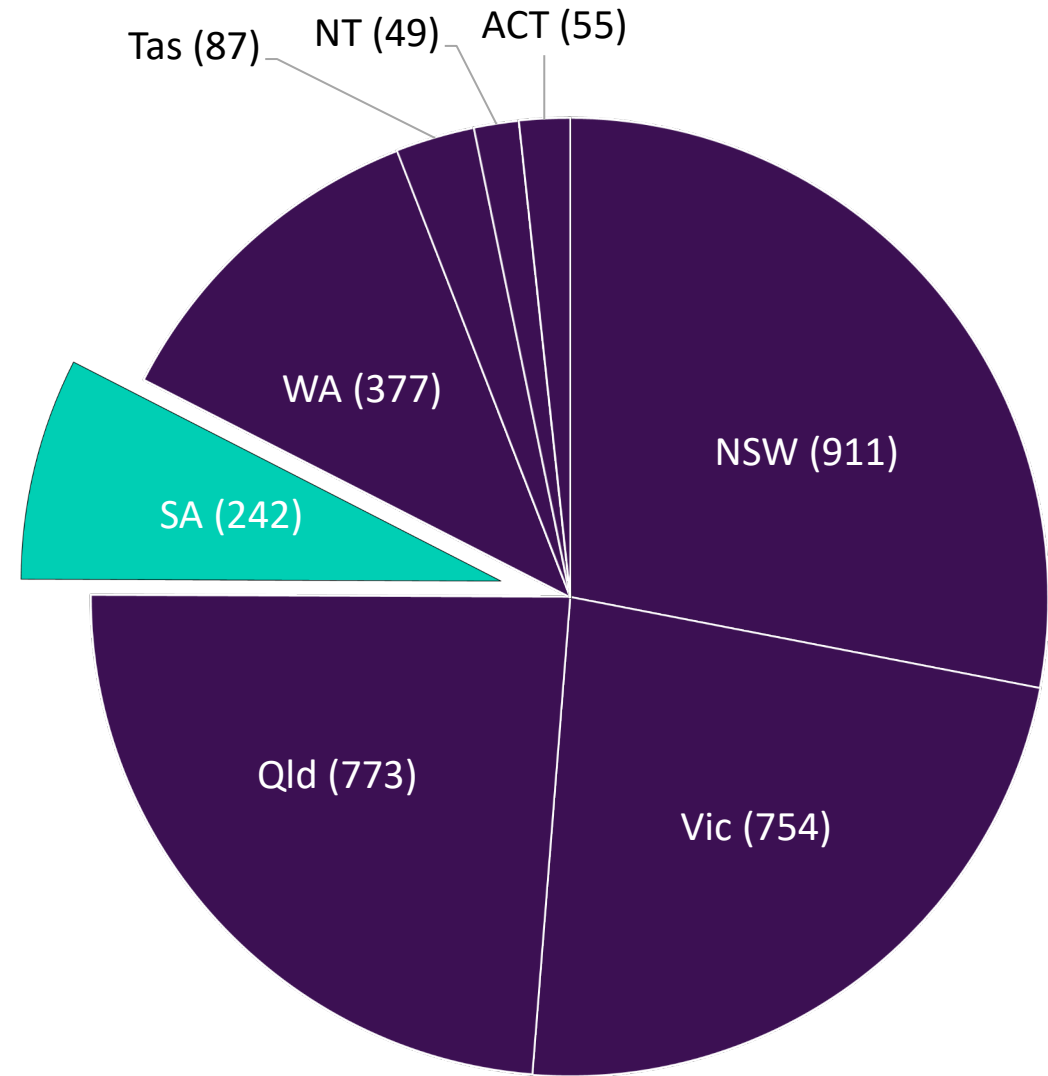


Figure 1 : Number of suicide deaths by Australian state and territory.



South Australia

Age-standardised suicide rates, 2022

- South Australia recorded the nation's fourth lowest age-standardised suicide rate (**13.3 per 100,000**).
- The age-standardised suicide rate was higher than the national age-standardised suicide rate (**12.3 per 100,000**).
- The age-standardised suicide rate for males (**19.7 per 100,000**) was slightly higher than the rate observed in 2021 (19.5 per 100,000).
- The age-standardised suicide rate for females (**7.0 per 100,000**) was higher than the rate observed in 2021 (5.6 per 100,000).



Figure 2: Age-standardised suicide rates for each Australian state and territory.



South Australia

Age-standardised suicide rates, 2022

- Greater Adelaide had a lower suicide rate when compared to the rest of South Australia.
- A similar trend was observed across most states and territories.
- Greater Adelaide had a decrease in the age-standardised rate (**11.8 per 100,000**) when compared to 2021 (12.1 per 100,000).
- The rest of South Australia saw an increase in the age-standardised rate (**18.4 per 100,000**) from 2021 (13.6 per 100,000).

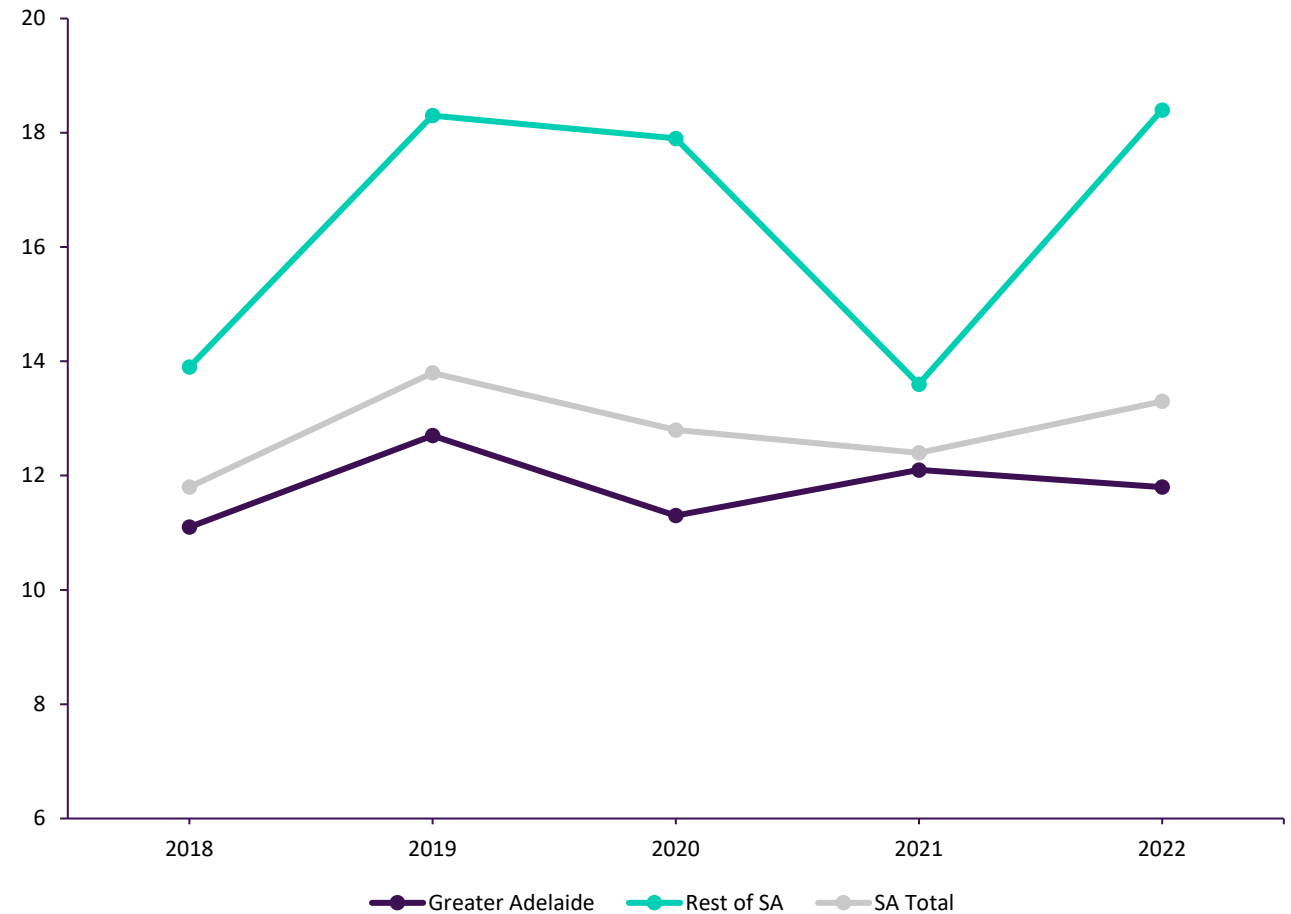


Figure 3: Age-standardised suicide rate by place of usual residence





Life in Mind

Tasmania:
Suicide data 2022



Tasmania

Number of deaths in 2022

In Tasmania (Tas), **87** people died by suicide (**66** male, **21** female). This was an increase from the 81 recorded in 2021.

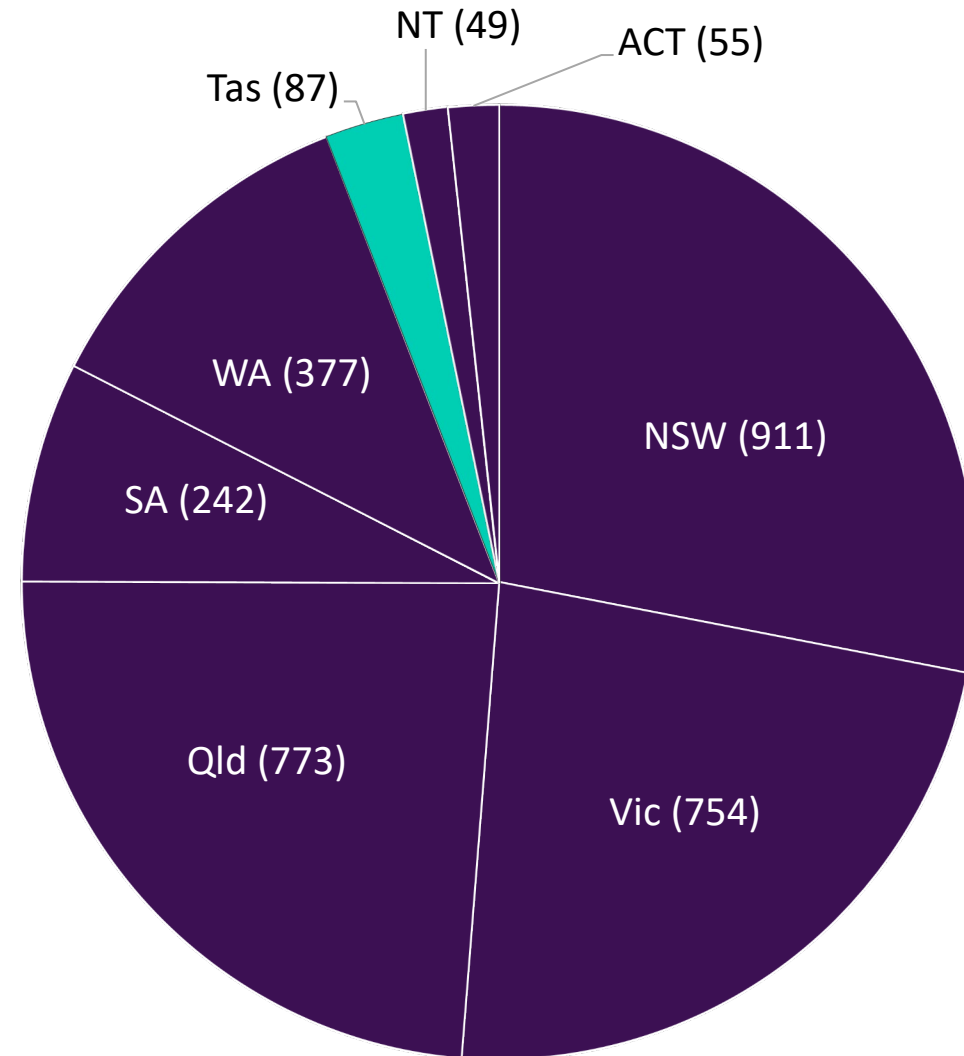


Figure 1 : Number of suicide deaths by Australian state and territory.



Tasmania

Age-standardised suicide rates, 2022

- Tasmania recorded the nation's third highest age-standardised suicide rate (**14.3 per 100,000**).
- The age-standardised suicide rate was higher than the national age-standardised suicide rate (**12.3 per 100,000**).
- The age-standardised suicide rate for males (**22.6 per 100,000**) was higher than the rate observed in 2021 (20.9 per 100,000).
- The age-standardised suicide rate for females (**6.4 per 100,000**) was the same as the rate observed in 2021.



Figure 2: Age-standardised suicide rates for each Australian state and territory.



Tasmania

Age-standardised suicide rates, 2022

- The suicide rate was higher in Greater Hobart when compared to the rest of Tasmania.
- Greater Hobart had an increase in the age-standardised rate (**15.9 per 100,000**) compared to 2021 (9.3 per 100,000).
- The rest of Tasmania saw a decrease in the age-standardised rate (**13.0 per 100,000**) from 2021 (17.1 per 100,000).

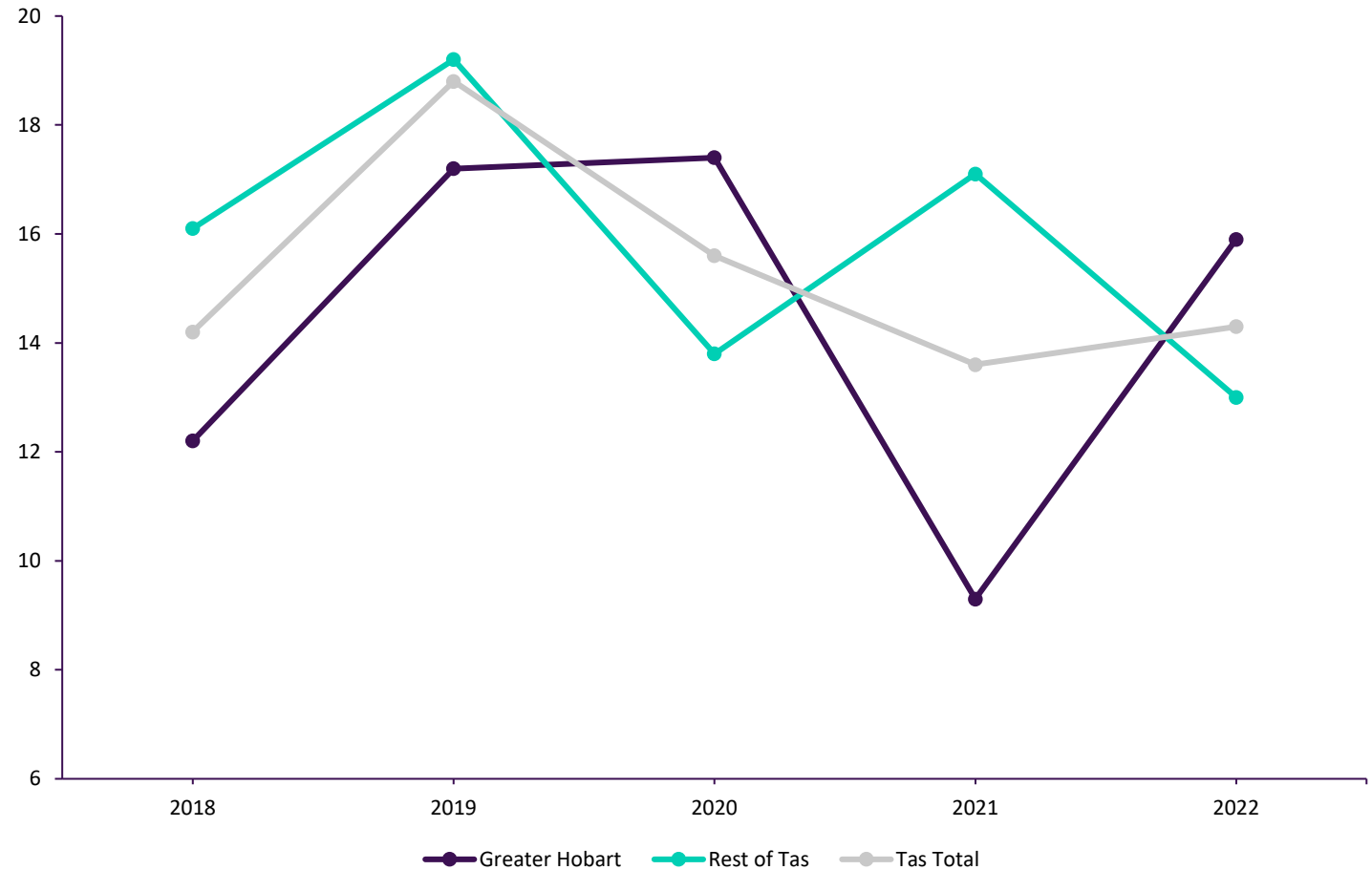


Figure 3: Age-standardised suicide rate by place of usual residence





Life in Mind

Victoria:
Suicide data 2022



Victoria

Number of deaths in 2022

In Victoria (Vic), **754** people died by suicide (**556** male, **198** female). This was an increase from the 675 deaths recorded in 2021.

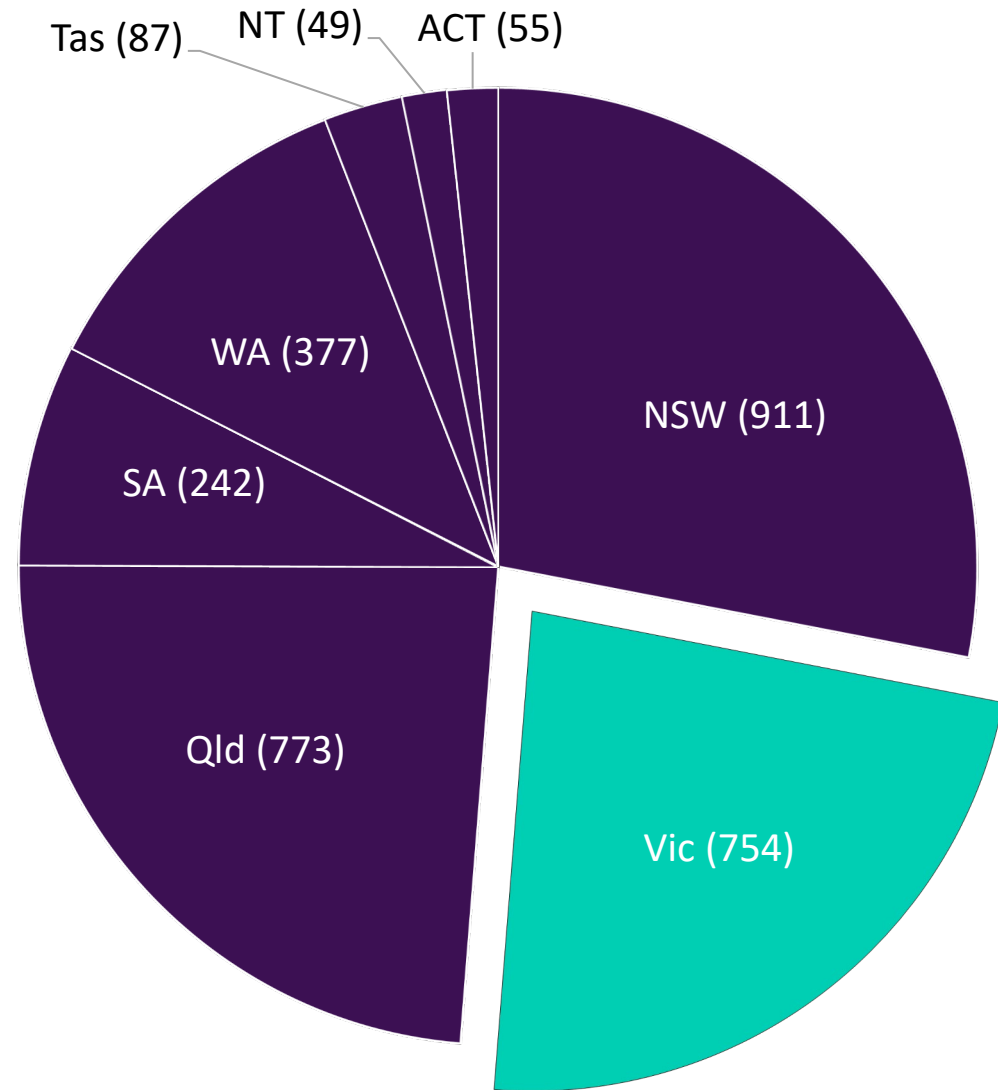


Figure 1 : Number of suicide deaths by Australian state and territory.



Victoria

Age-standardised suicide rates, 2022

- Victoria recorded the nation's second lowest age-standardised suicide rate (**11.1 per 100,000**).
- The age-standardised suicide rate was lower than the national age-standardised suicide rate (**12.3 per 100,000**).
- The age-standardised suicide rate for males (**16.7 per 100,000**) was higher than the rate observed in 2021 (15.6 per 100,000).
- The age-standardised suicide rate for females (**5.7 per 100,000**) was higher than the rate observed in 2021 (4.8 per 100,000).



Figure 2: Age-standardised suicide rates for each Australian state and territory.



Victoria

Age-standardised suicide rates, 2022

- The suicide rate was lower in Greater Melbourne when compared to the rest of Victoria.
- A similar trend was observed across most states and territories.
- Greater Melbourne had an increase in the age-standardised rate (**9.7 per 100,000**) compared to 2021 (8.7 per 100,000).
- The rest of Victoria recorded an increase in the age-standardised rate (**15.6 per 100,000**) when compared to 2021 (14.4 per 100,000).

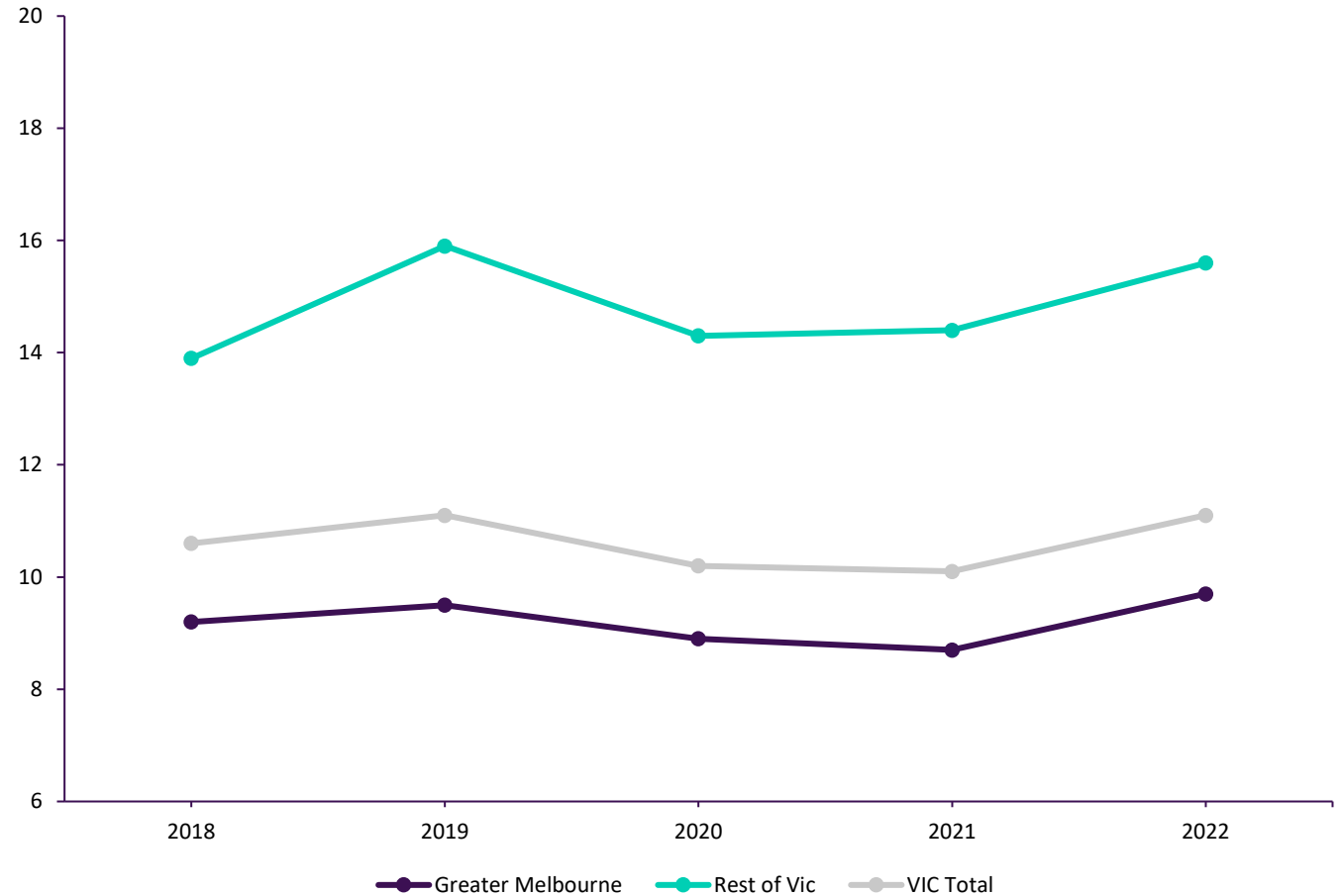


Figure 3: Age-standardised suicide rate by place of usual residence





Life in Mind

Western Australia:
Suicide data 2022



Western Australia

Number of deaths in 2022

In Western Australia (WA), **377** people died by suicide (**280** male, **97** female). This was a decrease from the 390 recorded in 2021.

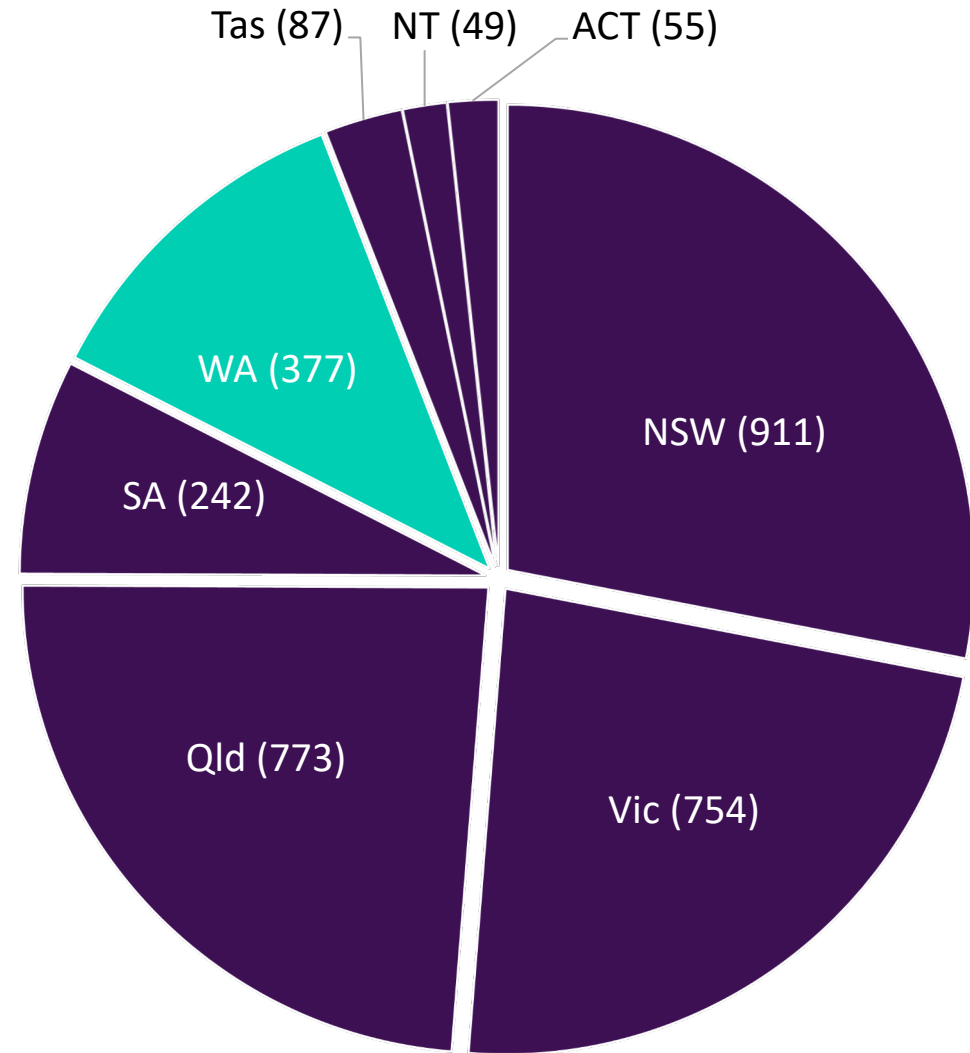


Figure 1 : Number of suicide deaths by Australian state and territory.



Western Australia

Age-standardised suicide rates, 2022

- Western Australia recorded the nation's fourth highest age-standardised suicide rate (**13.4 per 100,000**).
- The age-standardised suicide rate was higher than the national age-standardised suicide rate (**12.3 per 100,000**).
- The age-standardised suicide rate for males (**20.0 per 100,000**) was lower than the rate observed in 2021 (20.6 per 100,000).
- The age-standardised suicide rate for females (**6.9 per 100,000**) was lower than the rate observed in 2021 (7.6 per 100,000).



Figure 2: Age-standardised suicide rates for each Australian state and territory.



Western Australia

Age-standardised suicide rates, 2022

- Greater Perth had a lower suicide rate when compared to the rest of Western Australia.
- A similar trend was observed across most states and territories.
- The age standardised rate in Greater Perth remained the same from 2021 to 2022 (**12.1 per 100,000**).
- The rest of Western Australia saw a decrease (**17.6 per 100,000**) from 2021 (21.7 per 100,000).

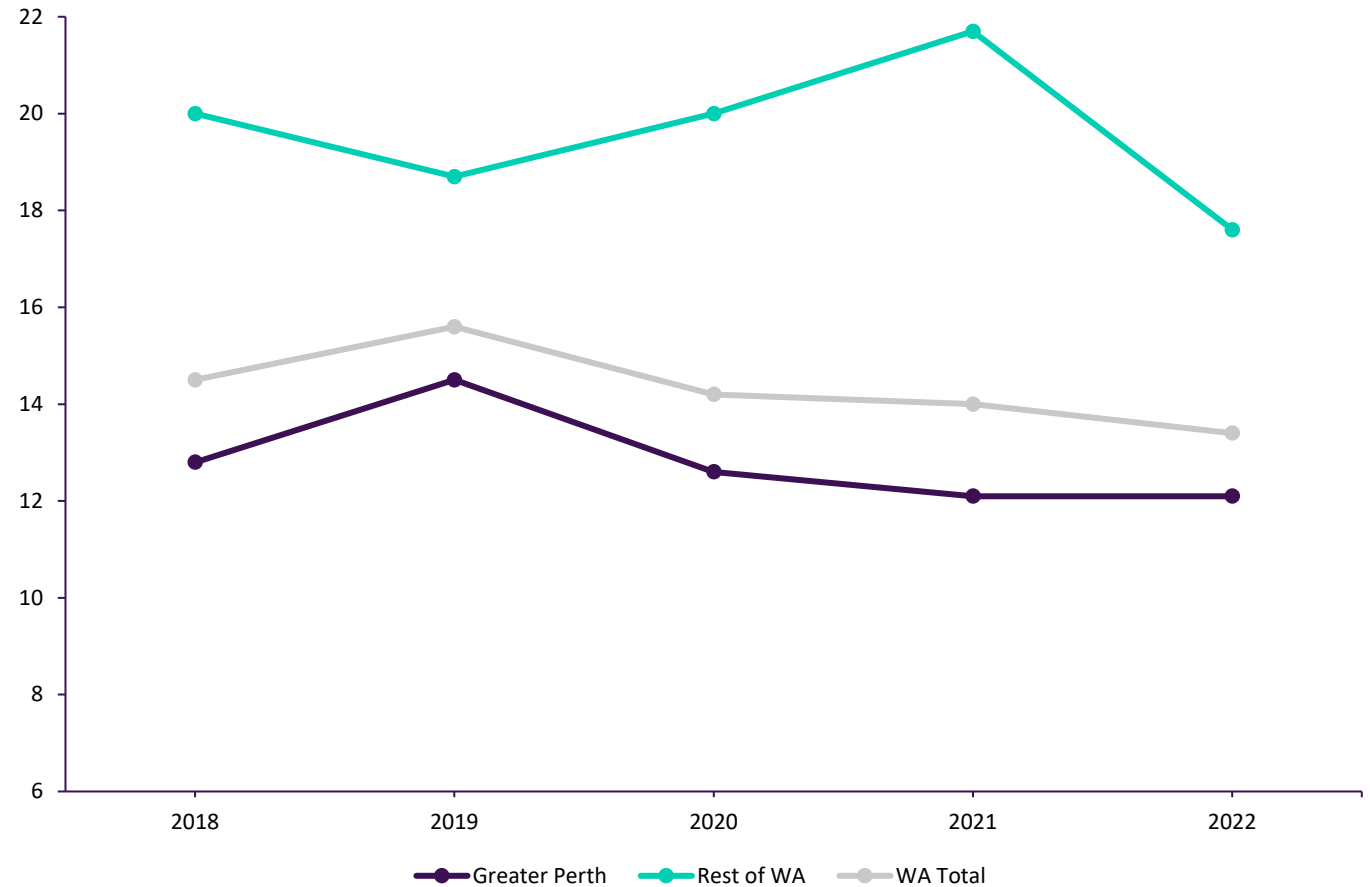


Figure 3: Age-standardised suicide rate by place of usual residence



Support services

Adult

Lifeline: 13 11 14 | Text 0477 131 114

lifeline.org.au

Suicide Call Back Service: 1300 659 467

suicidecallbackservice.org.au

Beyond Blue: 1300 224 636

beyondblue.org.au/forums

MensLine Australia: 1300 789 978

mensline.org.au

Standby Support After Suicide:

1300 727 247

Youth

Kids Helpline: 1800 551 800

kidshelpline.com.au

headspace: 1800 650 890

headspace.org.au

ReachOut: Reachout.com

Other

Head to Health: mental health portal

headtohealth.gov.au

Life in Mind: suicide prevention portal

lifeinmind.org.au

SANE: 1800 187 263 | saneforums.org

Aboriginal and Torres Strait Islander: 13YARN.org.au | 13 92 76

Lesbian, gay, bisexual, trans, and/or intersex: 1800 184 527 | qlife.org.au

Culturally and linguistically diverse: embracementalhealth.org.au



Life in Mind

An  EVERYMIND program

lifeinmind.org.au



| @LifeinMindAU





Life in Mind

***Life in Mind* is a knowledge exchange portal providing translated evidence, policy, data and resources in suicide prevention, and is host of the National Communications Charter.**

***Life in Mind* connects suicide prevention and related sectors to the evidence, information and resources they need, and communities to help-seeking information, with the aim to promote best practice in suicide prevention and support the sector and the community to respond to and communicate about suicide and its impacts.**

lifeinmind.org.au